

Warren County Community College



September 18, 2020

New Jersey Commission on Higher Education

20 W. State St.

Trenton, NJ 08608-1206

We are pleased to present the Warren County Community College 2020 Institutional Profile Report, which should serve as a showcase of the work put forth by our faculty, staff and administration throughout the last year. This document is designed to provide the state with descriptive data and information about our college.

We are hopeful that this report will be useful to students, parents, community college personnel, policymakers and the general public.

I would like to thank the staff of Warren County Community College for their work in updating our Institutional Profile for 2020.

Sincerely,



Dr. William J. Austin
President

Table of Contents

A. Accreditation Status		4
	<i>institutional accreditation</i>	4
	<i>professional accreditation</i>	4
B. Number of Students Served		5
	<i>undergraduates by attendance status</i>	5
	<i>number of non-credit students served</i>	5
	<i>unduplicated number of students for entire academic year</i>	5
C. Characteristics of Undergraduate Students		6
	<i>enrollment in remediation courses by subject area</i>	6
	<i>enrollment by race/ethnicity</i>	6
	<i>enrollment by sex and age</i>	7
	<i>financial aid from federal, state, and institutionally-funded programs</i>	8
	<i>percentage of students who are New Jersey residents</i>	9
D. Student Outcomes		9
	<i>graduation rates</i>	9
	<i>third-semester retention rates</i>	10
E. Faculty Characteristics		10
	<i>full time faculty by race/ethnicity, sex, and tenure status</i>	11
	<i>percentage of course sections taught by full time faculty</i>	12
	<i>ratio of full time to part time faculty</i>	12
F. Characteristics of the Board of Trustees		13
	<i>Board of Trustees by race/ethnicity and sex</i>	13
	<i>trustees' titles and affiliations</i>	13
	<i>webpage with information on the Board of Trustees</i>	13
G. Profile of the Institution		14
	<i>degree and certificate programs offered</i>	14
H. Major Research and Public Service Activities		15
I. Major Capital Projects Underway in FY 2020		15

A. Accreditation Status

1. Institutional Accreditations

Warren County Community College is accredited by the Middle States Commission on Higher Education, 3624 Market Street, Philadelphia, PA 19104, 267-284-5000. Founded in 1981, the College was awarded its original accreditation from the Commission in 1992 and its accreditation was most recently reaffirmed in June, 2018.

2. Professional Accreditations

WCCC holds the following program-specific professional accreditations:

- Accreditation Commission for Education in Nursing, Inc. (ACEN)
- Commission on Accreditation of Allied Health Programs (CAAHEP)

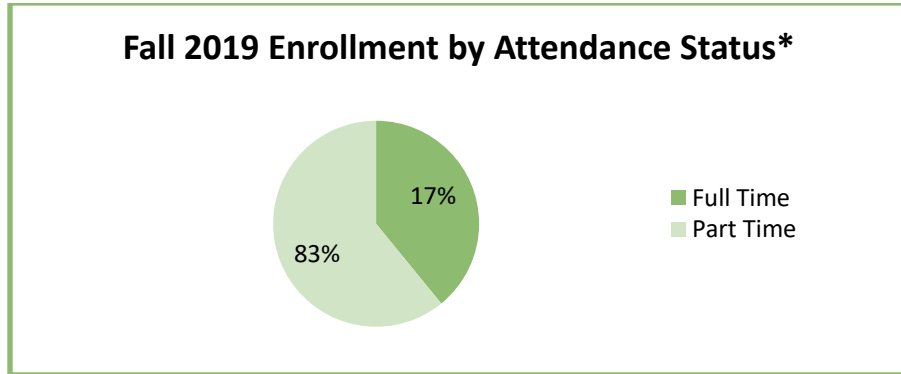
B. Number of Students Served

1. Number of Undergraduates by Attendance Status, Fall 2019*:

Full Time		Part Time		Total
N	%	N	%	
547	16.8	2696	83.2	3243*

*Includes dual enrollment registered as of October, 2019.

WCCC Department of Institutional Research reported October, 2019 for the SURE report.



2. Number of Graduates by Attendance Status:

Not Applicable

3. Number of Non-Credit Students Served:

	Total Number of Registrants ¹	Unduplicated Headcount	Total Clock Hours (1 Clock Hr = 60 Mins)	Total FTEs ²
Open Enrollment	2,738	1,641	75,125	167
Customized Training	468	-	8,115	18

Source: SURE Non-Credit Open Enrollment File; NJ IPEDS Form #31: Customized Training 2019

¹Includes all registrations in any course that started on July 1, 2017 through June 30, 2019.

²FTEs were calculated by converting clock hours to credit hours (dividing by 15), then converting credit hours to FTEs (dividing by 30).

4. Unduplicated Number of Students for FY2019

	Headcount Enrollment	Credit Hours	FTEs ¹
Undergraduates	3,775	35,837	1,195

Source: IPEDS 12 Month Enrollment Survey, 2019

¹FY2017 Audit- FTEs are calculated by dividing audited credit hours by 30.

C. Characteristics of Undergraduate Students

1. Mean Math, Reading and Writing SAT Scores: Not applicable.

2. Enrollment in Remediation Courses by Subject Area:

Total Fall 2019 Undergraduate Enrollment	Students Enrolled in One or More Remedial Courses	% of Total Enrollment
1161*	13	.01%

*Does not include dual enrollment.

Source: WCCC Department of Institutional Research, 2020 (Enrollment Report, Fall 2019)

Total Fall 2019 FT, FT Students	FT, FTs Enrolled in One or More Remedial Courses	% of Total FT, FT Students
170	0	0.0%

Source: WCCC Department of Institutional Research, 2020

Remedial Course Subject Area	Number* of FT, FTs Enrolled in Fall 2019 (n=213)	% of FT, FTs Enrolled in Fall '19
Computation	0	0.0%
Algebra	0	0.0%
Reading	0	0.0%
Writing	0	0.0%
English	0	0.0%

Source: SURE Fall Enrollment File 2019

*Duplicated head count. Students are/could be enrolled in both English and Math Remediation.

WCCC Department of Institutional Research, 2020

3. Enrollment by Race/Ethnicity, Sex, and Age, Fall 2019*:

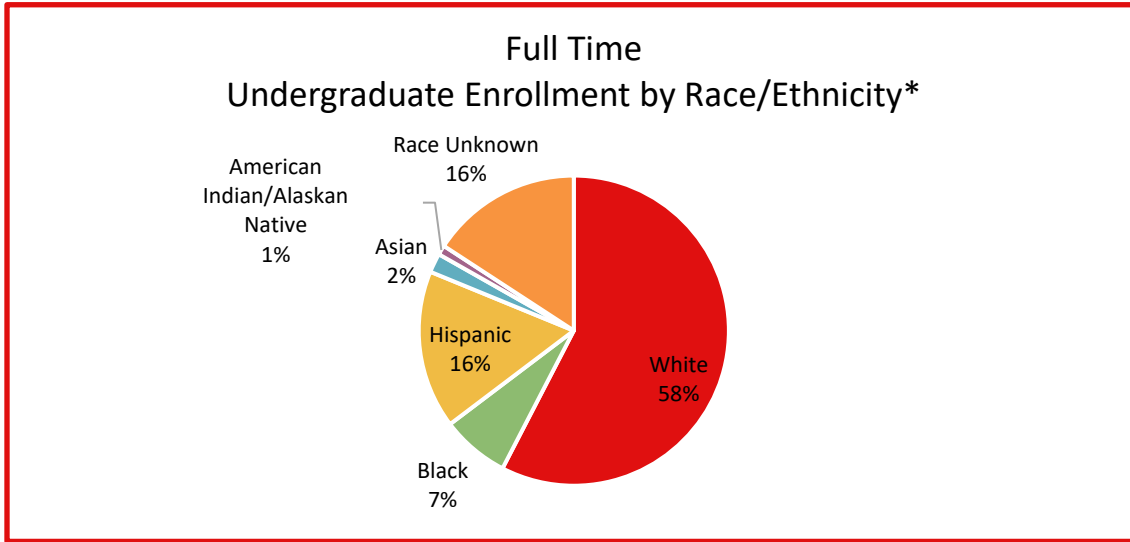
	White		Black		Hispanic		Asian*		American Ind.		Alien		Race Unknown*		Total	
	Num	Pct	Num	Pct	Num	Pct	Num	Pct	Num	Pct	Num	Pct	Num	Pct	Num	Pct
Full-time	315	57.6%	39	7.1%	90	16.5%	11	2.0%	2	0.4%	4	0.7%	86	15.7%	547	100.0%
Part-time	561	20.8%	66	2.4%	138	5.1%	21	0.8%	3	0.1%	7	0.3%	1,900	70.5%	2,696	100.0%
Total	876	27.0%	105	3.2%	228	7.0%	32	1.0%	5	0.2%	11	0.3%	1,986	61.2%	3,243	100.0%

* Note: Asian includes Pacific Islanders and Unknown includes 2 or More Races.

*Includes dual enrollment registered as of October 2019. -

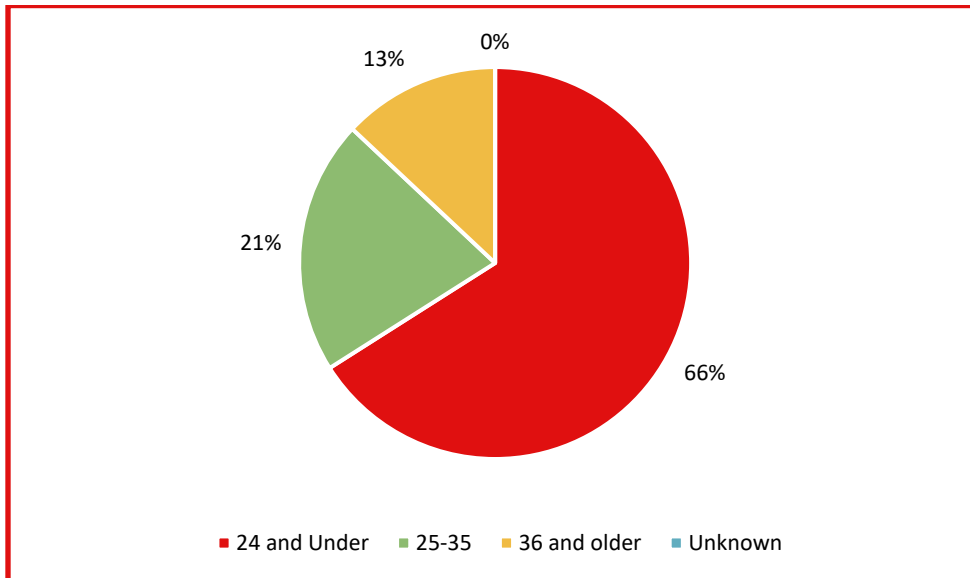
WCCC Department of Institutional Research, 2020

Enrollment by Race/Ethnicity:



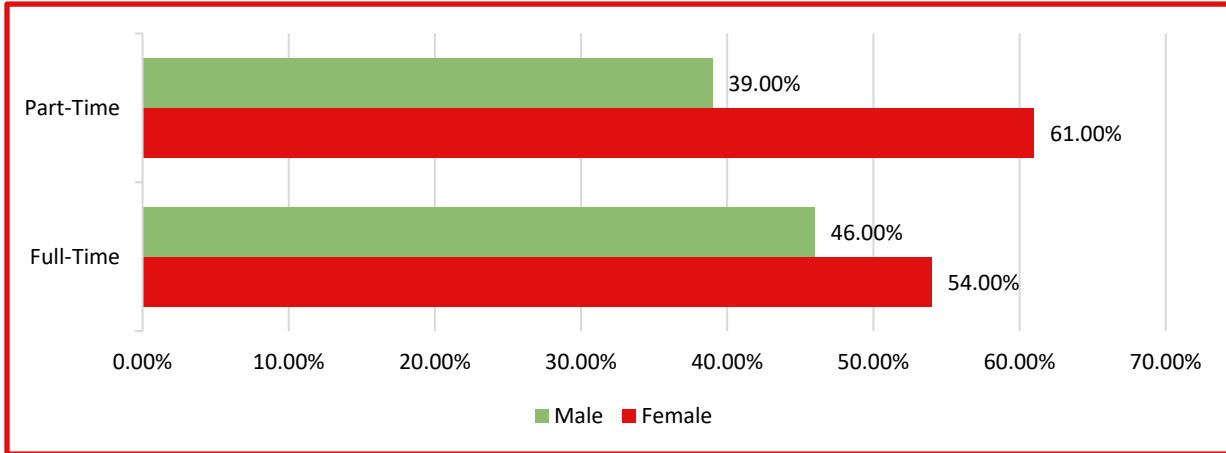
*Does not include dual enrolled students
Source: WCCC Department of Institutional Research, 2020

Enrollment by Age:



*Does not include dual enrolled students.
Source: WCCC Department of Institutional Research, 2020

*c. Enrollment by Sex and Attendance Status**



*Does not include dual enrolled students.
Source: WCCC Department of Institutional Research, 2020

4. Financial Aid from Federal, State & Institutionally-Funded Programs, AY 2018-2019:

<u>FEDERAL PROGRAMS</u>	Recipients	Dollars (\$)	Dollars (\$)/ Recipient
Pell Grants	518	\$1,735,000	\$3,349
College Work Study	16	\$35,000	\$2,188
Perkins Loans	0	0	-
SEOG	56	\$44,000	\$786
PLUS Loans	0	0	-
Stafford Loans (Subsidized)	63	\$178,000	\$2,825
Stafford Loans (Unsubsidized)	99	\$300,000	\$3,030
SMART, ACG, & Other	0	0	-
<u>STATE PROGRAMS</u>			
Tuition Aid Grants (TAG)	218	\$345,000	\$1,583
Educational Opportunity Fund (EOF)	60	\$50,000	\$833
Outstanding Scholars (OSRP)	0	0	-

Distinguished Scholars	0	0	-
Urban Scholars	0	0	-
NJ STARS	17	\$54,000	\$3,176
CCOG (County College Only)	55	\$56,000	\$1,018
NJCLASS Loans	0	0	-
<u>INSTITUTIONAL PROGRAMS</u>			
Grants/Scholarships	36	\$32,000	\$889
Loans	0	0	-

Source: NJ IPEDS Form #41 Student Financial Aid Report 2020

5. Percentage of Fall First Time 2019 Students who are New Jersey Residents:

	NJ Residents	Out-of-State Residents	Total	% State Residents
First Time Students	170	1	170	0.05%

Source: WCCC Department of Institutional Research 2020

D. Student Outcomes

1. Graduation Rates:

a. Four, Five, and Six-year Graduation Rate by Race/Ethnicity:

Not applicable.

b. Two-year Graduation Rate:

	Number	Percent
Fall 2015 Cohort	214	43%
Graduated within 2 Years	92	

Source: Office of Institutional Research 2020

c. Three-year Graduation & Transfer Rate by Race/Ethnicity-(Fall 2016 FTFT Cohort):

	White		Black		Hispanic		Asian		Alien		Other*		TOTAL	
	N	%	N	%	N	%	N	%	N	%	N	%	N	%
Fall 2016 Cohort	155		14		25		0		0		15		214	
Graduated w/in 3 yrs.	70	45%	1	7%	10	40%	0	0%	0	0%	11	75%	92	43%
Transfer Out	55	36%	5	36%	4	16%	0	0%	0	0%	1	1%	67	31%

Source: IPEDS 2019 Graduation Rate Survey

* Other includes American Indians, Native Hawaiian & Pacific Islanders, 2 or More Races and Unknown.

2. Third-Semester Retention Rates of First-Time Undergraduates. Fall 2018 to Fall 2019:

FIRST TIME, FULL TIME STUDENTS, FALL 2017 COHORT		
Cohort	Retained in Fall 2018	Retention Rate
210	132	63%

Source: IPEDS Fall Enrollment Survey, Part E

FIRST TIME, PART TIME STUDENTS, FALL 2017 COHORT		
Cohort	Retained in Fall 2018	Retention Rate
96	58	60%

Source: IPEDS Fall Enrollment Survey, Part E

E. Faculty Characteristics

1. Full Time Faculty by Race/Ethnicity, Sex, and Tenure Status:

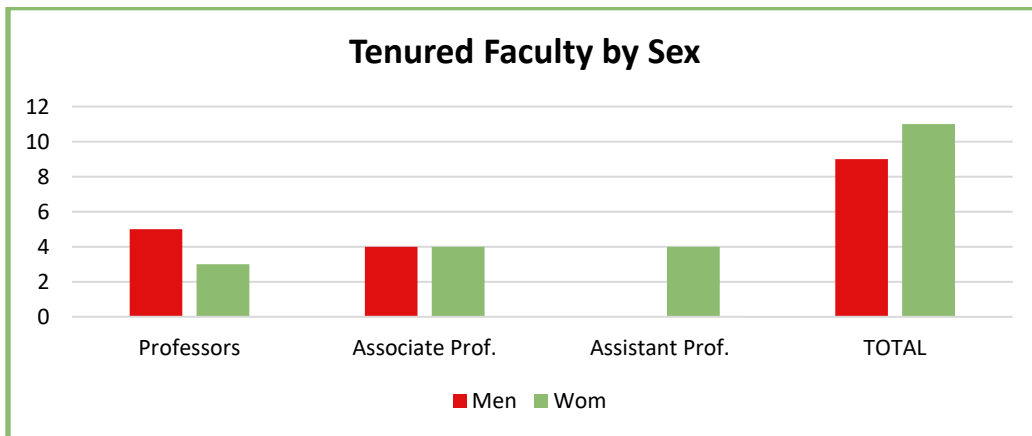
FULL TIME FACULTY, FALL 2019

Warren Table II.E.1: Full-Time Faculty by Race/Ethnicity, Sex, Tenure Status and Academic Rank, Fall 2019																		
	American Indian or Alaska Native		Asian		Black		Hispanic		Native Hawaiian or Other Pacific Islander		Alien		Race and ethnicity unknown		Two or more race	White	Total	
	Men	Wom	Men	Wom	Men	Wom	Men	Wom	Men	Wom	Men	Wom	Men	Wom		Men	Wom	
Tenured																		
Professors	0	0	0	0	0	0	0	0	0	0	0	0	0	0	0	0	0	0
Associate Prof.	0	0	0	0	0	0	0	0	0	0	0	0	0	0	0	3	3	3
Assistant Prof.	0	0	0	0	0	0	0	1	0	0	0	0	0	0	0	3	2	3
All Others	0	0	0	0	0	1	0	0	0	0	0	0	0	0	0	0	3	0
TOTAL	0	0	0	0	0	0	0	0	0	0	0	0	0	0	0	0	0	0
	0	0	0	0	0	1	0	1	0	0	0	0	0	0	0	6	8	6
Without Tenure																		
Professors	0	0	0	0	0	0	0	0	0	0	0	0	0	0	0	0	0	0
Associate Prof.	0	0	0	0	0	0	0	0	0	0	0	0	0	0	0	0	0	0
Assistant Prof.	0	0	0	0	0	0	0	0	0	0	0	0	0	0	0	0	0	0
All Others	0	0	0	0	0	0	0	0	0	0	0	0	0	0	0	0	0	0
TOTAL	0	0	0	0	0	0	0	0	0	0	0	0	0	0	0	0	0	0
Total																		
Professors	0	0	0	0	0	0	0	0	0	0	0	0	0	0	0	0	0	0
Associate Prof.	0	0	0	0	0	0	0	0	0	0	0	0	0	0	0	3	3	3
Assistant Prof.	0	0	0	0	0	0	0	1	0	0	0	0	0	0	0	3	2	3
All Others	0	0	0	0	0	1	0	0	0	0	0	0	0	0	0	0	3	0
TOTAL	0	0	0	0	0	0	0	0	0	0	0	0	0	0	0	0	0	0

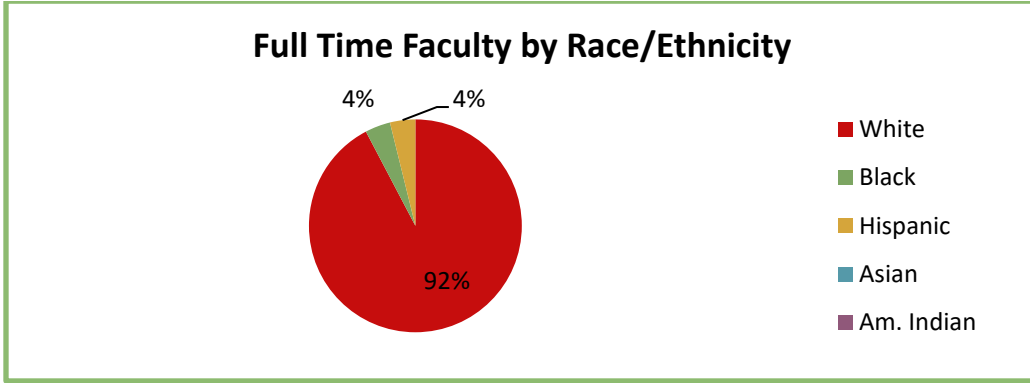
Source: IPEDS Human Resources Survey

Source: IPEDS Human Resources Survey Fall 2019

Note: 100% of Warren County Community College faculty are tenured



Source: IPEDS Human Resources Survey 2019

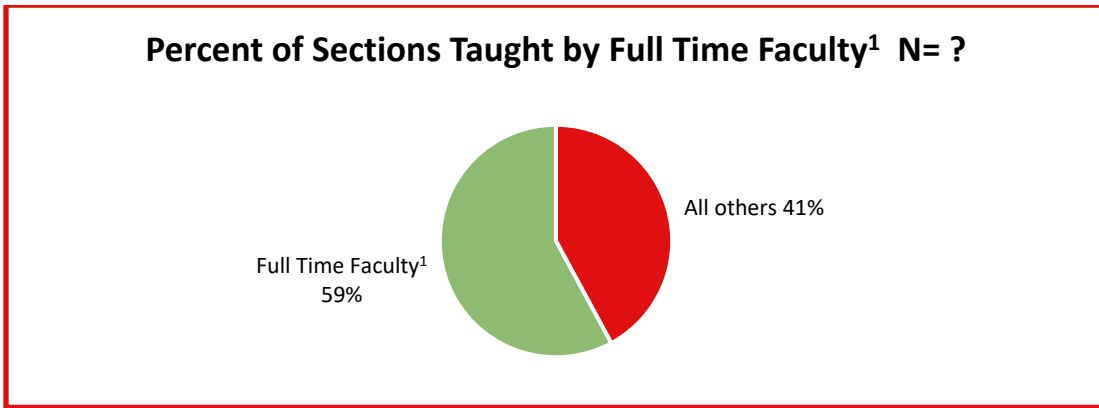


Source: IPEDS Human Resources Survey 2019

2. Percentage of Course Sections Taught by Full Time Faculty¹ Fall 2019

Total Number of Course Sections	Taught By Full Time Faculty		Taught By Part Time Faculty	
	N	%	N	%
165	98	59%	67	41%

¹ Includes Full-Time Administrators. Excludes clinical programs (MEDAS, NURS) and Independent studies.



Source: IPEDS Human Resources Survey, Fall 2019

3. Ratio of Full Time to Part Time Faculty Fall 2019 (headcount):

Full Time Faculty/Lecturers		Part Time Faculty*		Total	
N	%	N	%		
19	37%	33	63%	52	100%

*Excludes MDAS and NURS adjuncts and full-time employees who adjunct.

F. Characteristics of the Board of Trustees

1. Warren County Community College Board of Trustees by Race/Ethnicity & Sex:

	White	Black	Hispanic	Asian	American Indian	Alien	Unknown	Total
Male	5	-	-	-	-	-	-	5
Female	7	-	-	-	-	-	-	7
Total	12	0	0	0	0	0	0	12

*Includes County Superintendent (ex-officio) and non-voting Alumni Trustee

2. Trustees' Titles and Affiliations:

Name	Title	Company/Organization Affiliation
Dr. Phil Linfante	Professor	Essex County College
Frank Gilly, M.D.	Family Practitioner, Geriatrician	Retired
Betty Singh	Social Services Admin.	Retired
Peter Schmidt	Retired Educator	Gill St. Bernard School
Craig Dana, Esq.	Private Attorney/Judge	Retired
Nancy Brown	Business	Retired
Hon. Garabed Haytaian	Speaker NJ State Assembly	Retired
Maria Maier	Business Owner	Land of Make Believe
Yvonne Reitemeyer	Financial Planner	Frailey Insurance
Elizabeth Gittins	Researcher	Colgate-Palmolive
Dr. Rosalie Lamonte Ex-officio	Executive County Superintendent	Warren County
Ms. Paisley Hunt Alumni Trustee	Centenary University Student	Elected Student Alumni Trustee

*Ms. Hunt was elected in May, 2019 as a non-voting Alumni Trustee and serves a one-year term that begins in September 2019. Does not include the President, who serves as an ex-officio non-voting member.

3. Webpage with Information on the Board of Trustees:

<http://www.warren.edu/board-of-trustees/>

G. Profile of the Institution

1. Active Degree and Certificate Programs Offered:

Associate of Arts (A.A.)	Associate in Applied Science (A.A.S.)
Business Administration Communications Computer and Information Sciences Elementary and Secondary Education English Fine Arts History Liberal Arts Pre-Law Pre-Professional Social Science	Accounting Management Addictions Counseling Business Management Computer Information Services Emergency Services - Fire Services Medical Assisting Physical Therapy Assistant (Union County College) Small Business Management Technical Studies Unmanned Aerial Systems (Drone Technology) Web Development*
Associate in Fine Arts (A.F.A)	
Creative Writing	
Associate in Science (A.S.)	
Biology Business Administration Communications Chemistry Computer and Information Sciences Criminal Justice General Science Environmental Studies	Graphic Design Nurse Education Occupational Therapy Assistant Psychosocial Rehabilitation and Treatment

Certificate Programs
Addictions Counseling
Business Management
Communications
Computer Information Systems
Criminal Justice – Corrections
Criminal Justice –Law Enforcement
Drone Pilot
Drone Repair and Maintenance
Graphic Design
Small Business Management
Webmaster

H. Major Research and Public Service Activities

WCCC’s mission does not include research activities, however, the College does engage in a number of public service initiatives. Its employees serve on a number of non-profit organizations and WCCC has strong partnerships with a number of regional non-profit agencies.

I. Major Capital Projects Underway in FY 2020

During the Summer of 2020, WCCC, WCCC completed an HVAC replacement project to replace the original units that were installed with the opening of the campus in 1995.

The College had also planned to begin a roof replacement project on its Phillipsburg campus in Summer 2020. This project was postponed due to COVID-19.

Other Information

The Warren County Community College Unmanned Systems (Drone) program boasts a number of unique accomplishments:

- 1) Warren is the only community college in the United States and the only higher education institution in New Jersey, and one of only 140 organizations that can legally fly drones over people as authorized by the FAA. Warren students assisted in achieving this waiver.
- 2) Warren is currently completing a process with the assistance of Embry Riddle Aeronautical University to become the sixth AUVTI TOP pilot training provider in the world. All faculty in the program are progressing to demonstrate both their piloting and instructional skills. The college president who serves as lead faculty is one of only 115 people certified at the highest level in the

Trusted Operator Program, and is scheduled to be certified in October 2020 as an AUVSI TOP Pilot Instructor.

3) Warren's students conducted research in the Fall 2019 semester that was used by the most successful drone parachute corporation (ParaZero) to redesign the manual control system for their ASTM certified parachute products.