


Warren County
Community College
2022 Institutional Profile



September 16, 2022

Warren County Community College 2022 Institutional Profile

Contents

Letter of Transmittal.....	3
A. Accreditation Status	4
B. Number of Students Served	5
C. Characteristics of Undergraduate Students.....	7
D. Student Outcomes	13
E. Faculty Characteristics.....	15
F. Characteristics of the Board of Trustees.....	18
G. Profile of the Institution	19
B. Major Research and Public Service Activities	20
C. Major Capital Projects Underway in FY 2022.....	20
D. Other Information	20

**Warren County Community College
2022 Institutional Profile**

Letter of Transmittal

September 16, 2022

New Jersey Office of The Secretary of Higher Education
1 John Fitch Plaza
10th Floor, PO Box 542
Trenton, NJ 08625-0542

Dear Secretary Bridges:

We are pleased to present the Warren County Community College's 2022 Institutional Profile Report, which should serve as a showcase of the work put forth by our faculty, staff and administration throughout the last year. This document is designed to provide the state with descriptive data and information about our college.

We are hopeful that this report will be useful to students, parents, community college personnel, policymakers and the general public.

I would like to thank the staff of OSHE and Warren County Community College staff for their work in updating our Institutional Profile for 2022.

Sincerely,



Dr. William J. Austin President

Warren County Community College 2022 Institutional Profile

A. Accreditation Status

1. Institutional Accreditations

Warren County Community College is accredited by the Middle States Commission on Higher Education. Their address is 1007 North Orange St, 4th Floor, MB #166, Wilmington, DE 19801.

Founded in 1981, the College was awarded its original accreditation from the Commission in 1992 and its accreditation was most recently reaffirmed in June, 2018.

2. Professional Accreditations

WCCC holds the following program-specific professional accreditations:

- Accreditation Commission for Education in Nursing, Inc. (ACEN)
- Commission on Accreditation of Allied

Warren County Community College 2022 Institutional Profile

B. Number of Students Served

1. Number of Undergraduates by Attendance Status, Fall 2021*:

Full Time		Part Time		Total
<i>N</i>	<i>%</i>	<i>N</i>	<i>%</i>	3230*
549	17.0	2681	83.0	

*Includes dual enrollment students registered as of October, 2021.

Source: IPEDS Fall Enrollment Survey

Comment: WCCC serves a large number of high school students. The figures in 1.b provide a much better enrollment analysis of on-campus, primarily matriculated students.

1.b. Matriculated Students by Attendance Status, Fall 2021

Full Time		Part Time		Total
<i>N</i>	<i>%</i>	<i>N</i>	<i>%</i>	1002
382	38.1	620	61.9	

Source: WCCC Research Office Fall 2021 Student Bio Report

2. Number of Graduates by Attendance Status:

Not Applicable

Warren County Community College 2022 Institutional Profile

3. Number of Non-Credit Students Served:

Non-Credit Enrollment, FY 2021				
	Total Number of Registrations ¹	Unduplicated Headcount	Total Clock Hours (One Clock Hour = 60 minutes)	Total FTEs ²
Open Enrollment	603	319	6,804	15
Customized Training	366		1,428	3

¹Includes all registrations in any course that started on July 1, 2020 through June 30, 2021.

²FTEs were computed by converting clock hours to credit hours (by dividing by 15), then converting credit hours to FTEs (dividing by 30).

Source: SURE Non-credit Open Enrollment file and NJ IPEDS Form #31, Customized Training.

Comment: Due to COVID restrictions, the College did not offer much Continuing Education because of the in-person nature of some programs. Customized training

4. Unduplicated Number of Students for FY2021

	Headcount Enrollment	Credit Hours	FTEs ¹
Undergraduates	3,692	31,164	1,039

Source: IPEDS 12 Month Enrollment Survey, 2021

¹FY2021 Audit- FTEs are calculated by dividing audited credit hours by 30.

Warren County Community College 2022 Institutional Profile

C. Characteristics of Undergraduate Students

1. Mean Math, Reading and Writing SAT Scores: Not applicable.

2. Enrollment in Remediation Courses by Subject Area:

Total Fall 2020 Undergraduate Enrollment	Students Enrolled in One or More Remedial Courses	% of Total Enrollment
1,002*	0	0.0%

*Does not include dual enrollment.

Source: WCCC Department of Institutional Research, Fall 2021 Student Bio Report

First-Time Full Time (FTFT) Students Enrolled in Remediation Fall 2022		
Total FTFT Students	Enrolled in One or More Remedial Courses	% of Total FT, FT Students
136	0	0.0%

Source: SURE Fall Enrollment File 2021

Number of Fall 2021 FTFT Students Enrolled in Remediation		
Remedial Subject Area	Number of Students Enrolled	% of FT,FTs Enrolled in Fall 2021
Computation	0	0.0%
Algebra	0	0.0%
Reading	0	0.0%
Writing	0	0.0%
Reading	0	0.0%

Source: SURE Fall Enrollment File 2021

Comment: WCCC does not offer remedial education courses.

Warren County Community College 2022 Institutional Profile

3. Enrollment by Race/Ethnicity, Sex, and Age, Fall 2021*

a. Enrollment by Race/Ethnicity

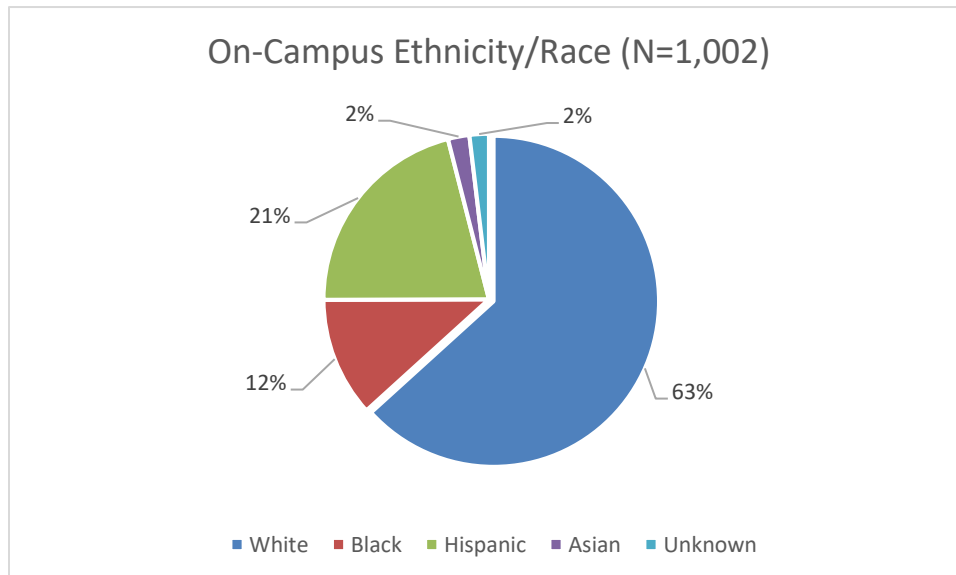
	Undergraduate Enrollment by Race/Ethnicity, Fall 2021															
	<u>White</u>		<u>Black</u>		<u>Hispanic</u>		<u>Asian*</u>		<u>American Ind.</u>		<u>Alien</u>		<u>Race Unknown*</u>		<u>Total</u>	
	<u>Num</u>	<u>Pct</u>	<u>Num</u>	<u>Pct</u>	<u>Num</u>	<u>Pct</u>	<u>Num</u>	<u>Pct</u>	<u>Num</u>	<u>Pct</u>	<u>Num</u>	<u>Pct</u>	<u>Num</u>	<u>Pct</u>	<u>Num</u>	<u>Pct</u>
Full-time	241	43.9%	45	8.2%	93	16.9%	9	1.6%	1	0.2%	0	0.0%	160	29.1%	549	100.0%
Part-time	394	14.7%	73	2.7%	128	4.8%	14	0.5%	0	0.0%	0	0.0%	2,072	77.3%	2,681	100.0%
Total	635	19.7%	118	3.7%	221	6.8%	23	0.7%	1	0.0%	0	0.0%	2,232	69.1%	3,230	100.0%

* Note: Asian includes Pacific Islanders and Unknown includes 2 or More Races.

Source: IPEDS 2021 Fall Enrollment Report. Includes non-matriculated and high school students

Comment: Because the fall enrollment report includes unidentified non-matriculated students, WCCC is displaying the enrollment data for on-campus students is shown in 3.a.1.

3.a.1. On-Campus Enrollment by Race/Ethnicity



Source: WCCC Research Office Student Bio Report.

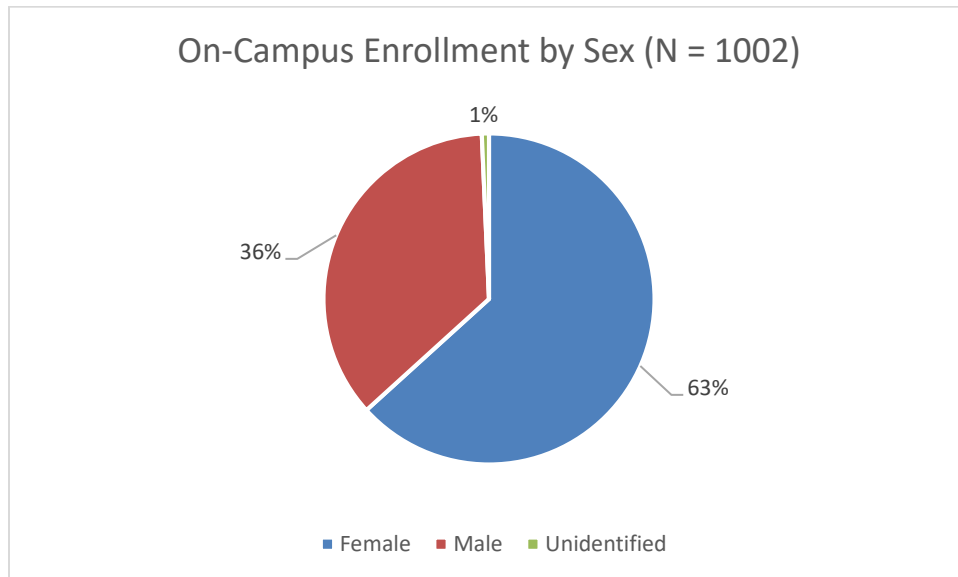
Warren County Community College 2022 Institutional Profile

3. b. Enrollment By Sex:

Undergraduate Enrollment by Sex, Fall 2021														
Full-time					Part-time					Total				
Male	Pct	Female	Pct	Total	Male	Pct	Female	Pct	Total	Male	Pct	Female	Pct	Total
218	39.7%	331	60.3%	549	1,179	44.0%	1,502	56.0%	2,681	1,397	43.3%	1,833	56.7%	3,230

Source: SURE Fall Enrollment Report

3.b.1. On-Campus Enrollment by Sex



Source: WCCC Research Office Student Bio Report

Warren County Community College 2022 Institutional Profile

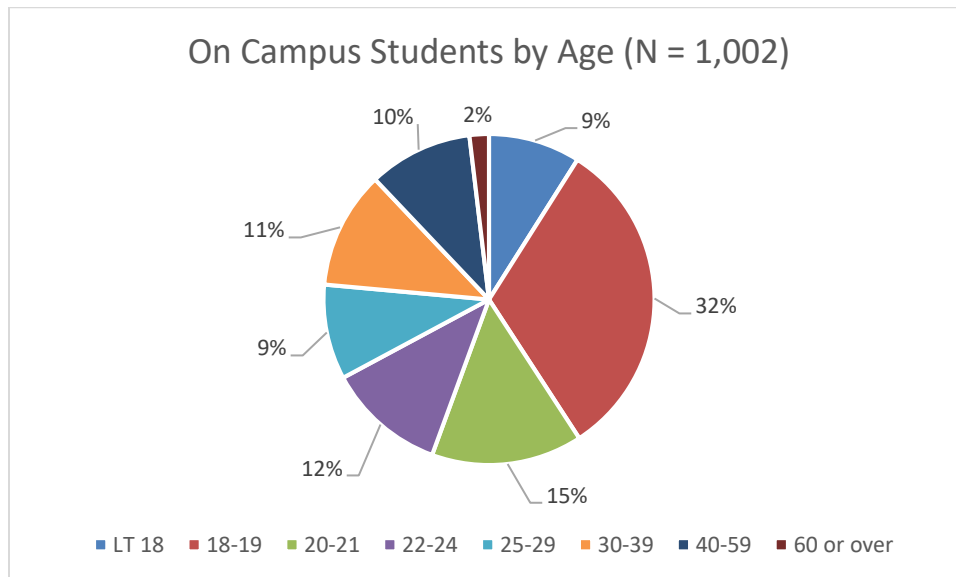
3.c. Enrollment by Age

		Undergraduate Enrollment by Age, Fall 2021											
		<u>LT 18</u>	<u>18-19</u>	<u>20-21</u>	<u>22-24</u>	<u>25-29</u>	<u>30-34</u>	<u>35-39</u>	<u>40-49</u>	<u>50-64</u>	<u>65+</u>	<u>Unknown</u>	<u>Total</u>
Full-time	Num	141	236	82	37	15	13	15	4	4	0	2	549
	Pct	25.7%	43.0%	14.9%	6.7%	2.7%	2.4%	2.7%	0.7%	0.7%	0.0%	0.4%	100.0%
Part-time	Num	1,876	333	92	89	80	53	37	66	39	6	10	2,681
	Pct	70.0%	12.4%	3.4%	3.3%	3.0%	2.0%	1.4%	2.5%	1.5%	0.2%	0.4%	100.0%
Total	Num	2,017	569	174	126	95	66	52	70	43	6	12	3,230
	Pct	62.4%	17.6%	5.4%	3.9%	2.9%	2.0%	1.6%	2.2%	1.3%	0.2%	0.4%	100.0%

Source: IPEDS Fall Enrollment Report

Comment: Because high school Dual Enrollment numbers skew the age profile, we are displaying the on-campus only students in 3.c.1 . 67% of the on-Campus students are 24 years or younger.

3.c.1. Enrollment By Age (On-Campus Students)



Source: WCCC Research Office Student Bio Report

Warren County Community College 2022 Institutional Profile

4. Financial Aid from Federal, State & Institutionally-Funded Programs

Financial Aid from Federal, State & Institution-Funded Programs, AY 2020-2021			
	Recipients	Dollars(\$)	\$/Recipient
<u>FEDERAL PROGRAMS</u>			
Pell Grants	392	\$1,310,000	\$3,342
College Work Study	50	\$33,000	\$660
Perkins Loans	0	\$0	\$0
SEOG	62	\$37,000	\$597
PLUS Loans	0	\$0	\$0
Stafford Loans - Subsidized*	25	\$60,000	\$2,400
Stafford Loans - Unsubsidized*	44	\$133,000	\$3,023
SMART & ACG or other	0	\$0	\$0
<i>CARES ACT- HEERF Student Aid</i>	266	\$53,000	\$199
<u>STATE PROGRAMS</u>			
Tuition Aid Grants (TAG)	184	\$281,000	\$1,527
Educational Opportunity Fund	56	\$52,000	\$929
<i>Other State Programs (OSRP, NJ-GIVS, WTC, etc.)</i>	1	\$1,000	\$0.00
Distinguished Scholars	0	\$0	0
Urban Scholars	0	\$0	0
NJSTARS	20	\$71,000	\$3,550
CCOG	82	\$177,000	\$2,159
NJCLASS	1	\$4,000	\$4,000.00
<u>INSTITUTIONAL PROGRAMS</u>			
Grants & Scholarships	0	\$0	\$0
Institutional Loans	0	\$0	\$0

Source: NJIPEDS Form #41 Student Financial Aid Report

Warren County Community College 2022 Institutional Profile

5. Percentage of Fall First Time 2021 Students who are New Jersey Residents:

Fall 2021 First-time Undergraduate Enrollment By State Residence			
State Residents	Non-State Residents	Total	% State Residents
230	4	234	98.3%

Note: Residence unknown included with New Jersey Residents.

Source: IPEDS Fall Enrollment Survey, Part C

Warren County Community College 2022 Institutional Profile

D. Student Outcomes

1. Graduation Rates:

a. *Four, Five, and Six-year Graduation Rate by Race/Ethnicity:*

Not applicable.

b. *Two-year Graduation Rate:*

	Number	Percent
Fall 2018 Cohort	210	29.0%
Graduated within 2 Years	61	

Source: IPEDS Graduation Rate Survey

c. *Three-year Graduation & Transfer Rate by Race/Ethnicity*

	<u>Asian</u>		<u>Black</u>		<u>Hispanic</u>		<u>Race Unknown</u>		<u>White</u>		<u>Total</u>	
	Num	Pct	Num	Pct	Num	Pct	Num	Pct	Num	Pct	Num	Pct
2018 Cohort	3		17		39		5		146		210	
Graduated In 3 Years	0	0.0%	10	58.8%	8	20.5%	0	0.0%	55	37.7%	73	34.8%
Transfers	0	0.0%	2	11.8%	3	7.7%	0	0.0%	13	8.9%	18	8.6%

Source: IPEDS Graduation Rate Survey

Comment: WCCC did not have any students in this cohort who were American Indian, Pacific Islander, Alien or Two or More Races. For reading clarity, we are only reporting for the categories where there is one or more student in the cohort.

Warren County Community College 2022 Institutional Profile

2. Third-Semester Retention Rates of First-Time Undergraduates. Fall 2020 to Fall 2021:

FIRST TIME, FULL TIME STUDENTS, FALL 2020 COHORT		
Cohort	Retained in Fall 2021	Retention Rate
178	110	62%

Source: IPEDS Fall Enrollment Survey, Part E

FIRST TIME, PART TIME STUDENTS, FALL 2020 COHORT		
Cohort	Retained in Fall 2021	Retention Rate
97	41	42%

Source: IPEDS Fall Enrollment Survey, Part E

Warren County Community College 2022 Institutional Profile

E. Faculty Characteristics

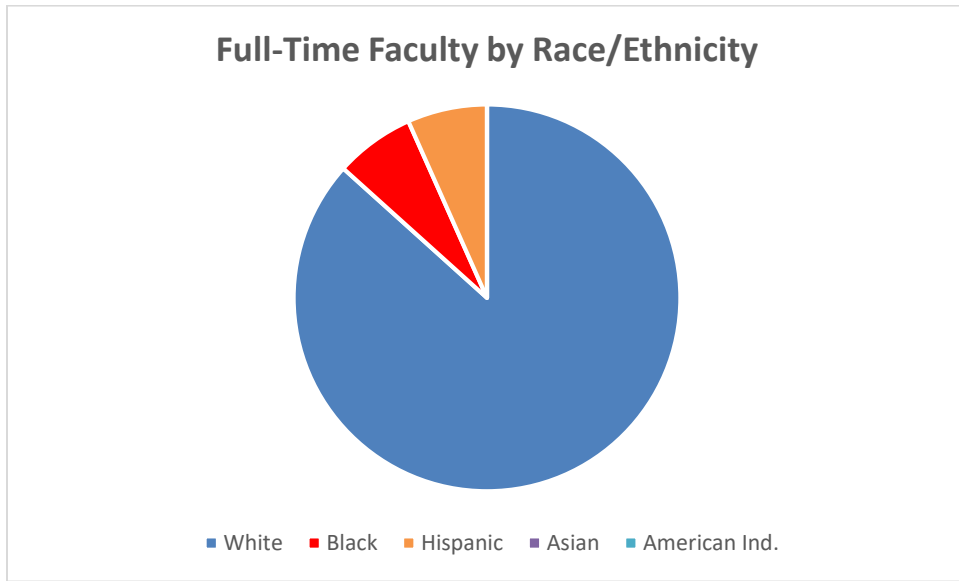
1. Full Time Faculty by Race/Ethnicity, Sex, and Tenure Status:

Full-Time Faculty by Race/Ethnicity, Sex, Tenure Status and Academic Rank, Fall 2021								
	<u>Black</u>		<u>Hispanic</u>		<u>White</u>		<u>Total</u>	
	<u>Men</u>	<u>Wom</u>	<u>Men</u>	<u>Wom</u>	<u>Men</u>	<u>Wom</u>	<u>Men</u>	<u>Wom</u>
Tenured								
Professors	0	0	0	0	4	4	4	4
Associate Prof.	0	1	0	1	1	2	1	4
Assistant Prof.	0	0	0	0	0	2	0	2
All Others	0	0	0	0	0	0	0	0
TOTAL	0	1	0	1	5	8	5	10
Without Tenure								
Professors	0	0	0	0	0	0	0	0
Associate Prof.	0	0	0	0	0	0	0	0
Assistant Prof.	0	0	0	0	0	0	0	0
All Others	0	0	0	0	0	0	0	0
TOTAL	0	0	0	0	0	0	0	0
Without Faculty Status								
Total	0	0	0	0	1	5	1	5
Total								
Professors	0	0	0	0	4	4	4	4
Associate Prof.	0	1	0	1	1	2	1	4
Assistant Prof.	0	0	0	0	0	2	0	2
All Others	0	0	0	0	1	5	1	5
TOTAL	0	1	0	1	6	13	6	15

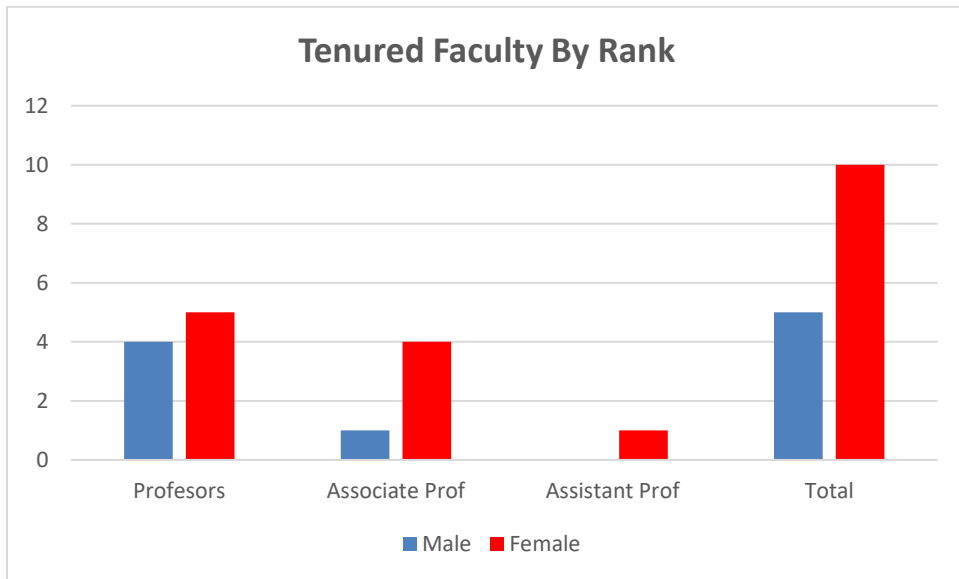
Source: IPEDS Human Resources Survey

Comment: WCCC does not have any faculty that classify themselves as: American Indian, Asian, Pacific Islander, Alien, 2 or more races or Unknown. For reading clarity, we are not reporting categories where we have no occupants.

Warren County Community College 2022 Institutional Profile



Source: IPEDS Human Resources Survey 2021



Source: IPEDS Human Resources Survey 2021

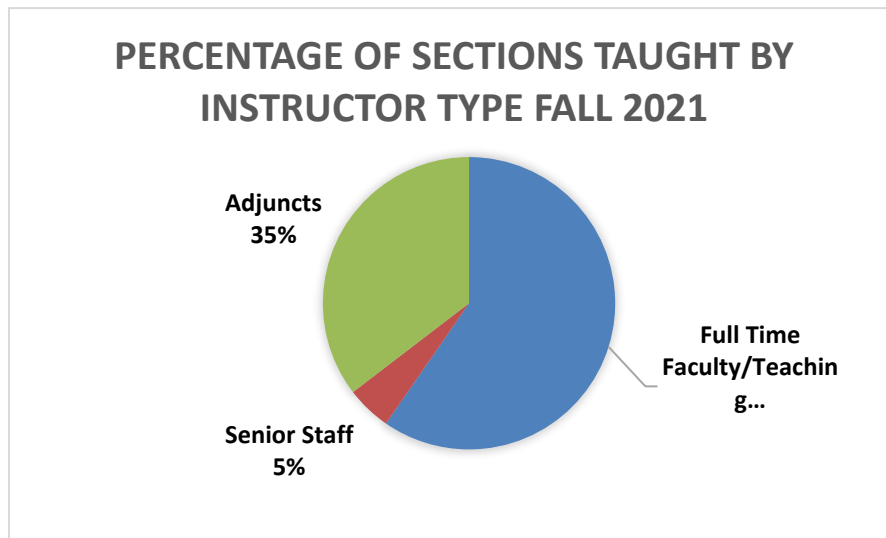
Comment: All faculty in tenured-track positions have earned tenure.

Warren County Community College 2022 Institutional Profile

2. Percentage of Course Sections Taught by Full Time Faculty Fall 2021*

*Includes Full-Time Administrators. Excludes clinical programs (MDAS, NURS).

Number of Course Sections by Instructor Type Fall 2021				
	Full-Time Faculty/Teaching Administrators	Full-Time Staff	Senior and RegularAdjuncts	Total
Number	96	8	57	161
Percentage	60%	5%	35%	100%



Source: WCCC Research Office

3. Ratio of Full Time to Part Time Faculty Fall 2021(headcount):*

Ratio of Full- to Part-time Faculty, Fall 2021					
<u>Full-time</u>		<u>Part-time</u>		<u>Total</u>	
Num	Pct	Num	Pct	Num	Pct
21	33.9%	41	66.1%	62	100.0%

Source: IPEDS Human Resources Survey

*Note: Numbers include 11 clinical adjunct faculty who teach at clinical sites.

Warren County Community College 2022 Institutional Profile

F. Characteristics of the Board of Trustees

1. Warren County Community College Board of Trustees by Race/Ethnicity & Sex:

	White	Black	Hispanic	Asian	American Indian	Alien	Unknown	Total
Male	4	0	0	0	0	0	0	4
Female	6	1	0	0	0	0	0	7
Total	10	1	0	0	0	0	0	11

2. Trustees' Titles and Affiliations:

Name	Title	Company/Organization Affiliation
Yvonne Reitemeyer, Chair	Financial Planner	Frailey Insurance
Nancy Brown, Vice Chair	Business	Retired
Betti Singh, Secretary	Social Services Admin.	Retired
Maria Maier, Treasurer	Business Owner	Land of Make Believe
Frank Gilly, M.D.	Family Practitioner, Geriatrician	Retired
Elizabeth Gittins	Researcher	Colgate-Palmolive
Hon. Garabed Haytaian	Speaker NJ State Assembly	Retired
Peter Schmidt	Retired Educator	Gill St. Bernard School
Craig Dana, Esq.*	Retired	Judge and Attorney
Dr. Rosalie Lamonte Ex-officio	Executive County Superintendent	Warren County
Ms .Nanaama Tandoh	Monmouth University Student	Alumni Trustee

*Mr. Dana left the Board in May, 2022 when he located out of the region.

**Ms. Tandoh was elected to serve a one-year term beginning September 2021.

3. Webpage with Information on the Board of Trustees:

Warren County Community College 2022 Institutional Profile

<http://www.warren.edu/board-of-trustees/>

G. Profile of the Institution

1. Active Degree and Certificate Programs Offered:

Associate of Arts (A.A.)	Associate of Science (A.S.)
Business Administration*	Addictions Counseling
Communications	Biology
Computer and Information Sciences*	Business Administration
Elementary and Secondary Education	Chemistry
English	Computer Information Sciences
Fine Arts	Criminal Justice
History	Environmental Students
Liberal Arts/Pre-Professional	General Science
Pre-Law	Graphic Design
Social Sciences	Nurse Education
	Occupation Therapy Assistant**
	Psychosocial Rehabilitation**
AFA	
Creative Writing*	
AAS	Certificate Programs
Business Mgmt-Accounting Mgmt	Addictions Counseling
Business Management	Business Management
Computer Information Services	Communications
Medical Assisting	Computer Information Systems
Physical Therapy Asst (Union CC)**	Criminal Justice-Corrections
Small Business Management	Criminal Justice-Law Enforcement
Technical Studies	Drone Pilot
Unmanned Aerial Systems (Drones)	Drone Repair and Maintenance
	Small Business Management

*Not accepting new students.

**Joint programs with other institutions.

Warren County Community College 2022 Institutional Profile

H. Major Research and Public Service Activities

WCCC's mission does not include research activities, however, the College does engage in a number of public service initiatives. Its employees serve on a number of non-profit organizations and WCCC has strong partnerships with a number of regional non-profit agencies. Our Division of Continuing Education also undertakes customized training to work with local businesses.

I. Major Capital Projects Underway in FY 2022

During FY22, the College completed an external Community Walking Trail that circles the Washington Campus. This trail was supported completely through donated funds.

The College renovated approximately 6,600 GSF in its Phillipsburg Education Center with Securing our Children's Bond Funds for Drone/Robotics labs. This renovation includes the following labs: Flight Simulator, GIS, Photogrammetry, Maritime, Underground Vehicle, Assembly/Maintenance, Soldering and a Podcast room. The facility was opened to students on September 7, 2022.

J. Other Information

WCCC continues to expand its technical offerings to students through its UAS program and its emerging AI/Robotics options. The College has received national recognition in that area and has partnered on a number of initiatives with Embry-Riddle Aeronautical University. The College has expanded its training to local law enforcement, school teachers and other professionals seeking to incorporate drone technology into the local businesses.