


Warren County
Community College
2023 Institutional Profile



September 14, 2023

Warren County Community College 2023 Institutional Profile

Contents

Letter of Transmittal.....	3
A. Accreditation Status	4
B. Number of Students Served	5
C. Characteristics of Undergraduate Students.....	7
D. Student Outcomes	13
E. Faculty Characteristics.....	15
F. Characteristics of the Board of Trustees.....	17
G. Profile of the Institution	18
H. Major Research and Public Service Activities	19
I. Major Capital Projects Underway in FY 2023.....	19
J. Other Information	19

**Warren County Community College
2023 Institutional Profile**

Letter of Transmittal

September 14, 2023

New Jersey Office of The Secretary of Higher Education
1 John Fitch Plaza
10th Floor, PO Box 542
Trenton, NJ 08625-0542

Dear Secretary Bridges:

We are pleased to present the Warren County Community College's 2023 Institutional Profile. We are hopeful that this report will be useful to students, parents, community college personnel, policymakers and the general public.

I would like to thank the Research Office at OSHE for their work in compiling supporting data for our Institutional Profile for 2023.

Sincerely,



Dr. William J. Austin President
(currently on on-campus sabbatical)

Warren County Community College 2023 Institutional Profile

A. Accreditation Status

1. Institutional Accreditations

Warren County Community College is accredited by the Middle States Commission on Higher Education. Their address is 1007 North Orange St, 4th Floor, MB #166, Wilmington, DE 19801.

Founded in 1981, the College was awarded its original accreditation from the Commission in 1992 and its accreditation was most recently reaffirmed in June, 2018.

2. Program Accreditations

WCCC holds the following program-specific professional accreditations:

- Accreditation Commission for Education in Nursing, Inc. (Nursing)
- Commission on Accreditation of Allied Commission on Accreditation of Allied Health Education Programs (Medical Assisting)

Warren County Community College 2023 Institutional Profile

B. Number of Students Served

1. Number of Undergraduates by Attendance Status, Fall 2022*:

Full Time		Part Time		Total
<i>N</i>	%	<i>N</i>	%	3386*
619	18.3	2767	81.7	

*Includes dual enrollment students registered as of October, 2022.

Source: IPEDS Fall Enrollment Survey

Comment: WCCC serves a large number of high school students. The figures in 1.b provide a much better enrollment analysis of on-campus, primarily matriculated students.

1.b. On-campus students by Attendance Status, Fall 2022

Full Time		Part Time		Total
<i>N</i>	%	<i>N</i>	%	993
395	39.8%	598	60.2%	

Source: WCCC Research Office, Student Bio Report

Note: Because WCCC serves a large number of students through the dual enrollment program, we are providing supplemental data for the students classified as UG (or in the on-campus program).

2. Number of Graduates by Attendance Status:

Not Applicable

Warren County Community College 2023 Institutional Profile

3. Number of Non-Credit Students Served:

Non-Credit Enrollment, FY 2022				
	Total Number of Registrations ¹	Unduplicated Headcount	Total Clock Hours (One Clock Hour = 60 minutes)	Total FTEs ²
Open Enrollment	903	684	39,841	89
Customized Training	361	n/a	1,292	3

¹Includes all registrations in any course that started on July 1, 2021 through June 30, 2022.

²FTEs were computed by converting clock hours to credit hours (by dividing by 15), then converting credit hours to FTEs (dividing by 30).

Source: SURE Non-credit Open Enrollment file and NJ IPEDS Form #31, Customized Training.

4. Unduplicated Number of Credit Students for FY2022

	Headcount Enrollment	Credit Hours	FTEs ¹
Undergraduates	3,393	31,737	1,058

¹FTEs are credit hours divided by 30.

Source: IPEDS 12 Month Enrollment Survey, 2022

Warren County Community College 2023 Institutional Profile

C. Characteristics of Undergraduate Students

1. Mean Math, Reading and Writing SAT Scores: Not applicable.

2. Enrollment in Remediation Courses by Subject Area:

Total Fall 2022 Undergraduate Enrollment	Students Enrolled in One or More Remedial Courses	% of Total Enrollment
889*	0	0.0%

*Includes only matriculated students

First-Time Full Time (FTFT) Students Enrolled in Remediation Fall 2022		
Total FTFT Students	Enrolled in One or More Remedial Courses	% of Total FT, FT Students
161	0	0.0%

Source: SURE Fall Enrollment File 2022

Number of Fall 2022 FTFT Students Enrolled in Remediation		
Remedial Subject Area	Number of Students Enrolled	% of FT, FTs Enrolled in Fall 2022
Computation	0	0.0%
Algebra	0	0.0%
Reading	0	0.0%
Writing	0	0.0%
Reading	0	0.0%

Source: SURE Fall Enrollment File 2022

Comment: WCCC does not offer remedial education courses.

Warren County Community College 2023 Institutional Profile

3. Enrollment by Race/Ethnicity, Sex, and Age, Fall 2022

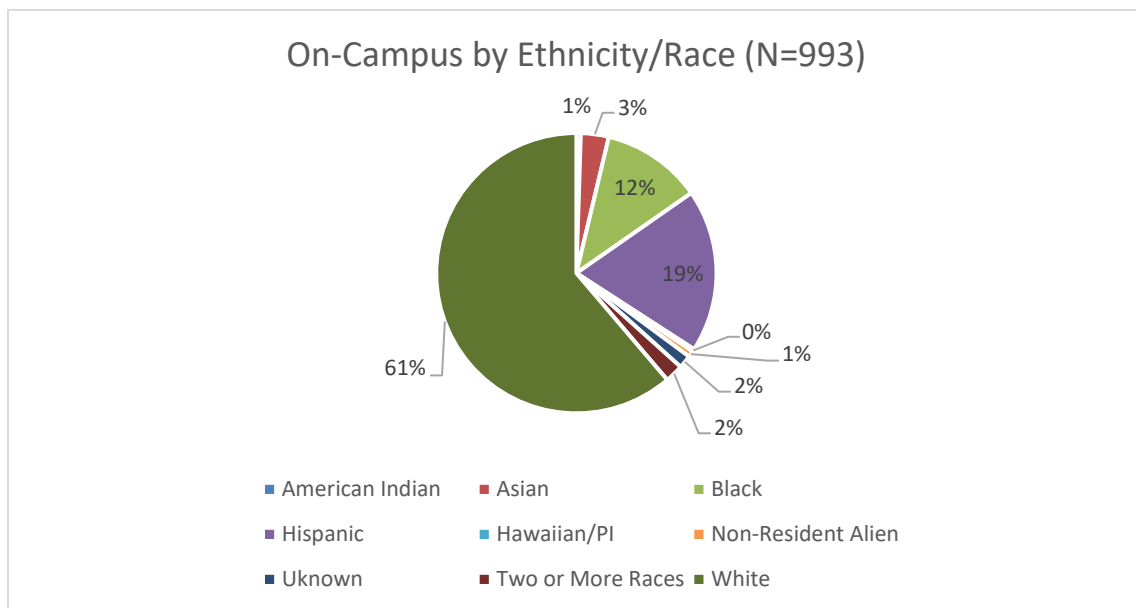
a. Enrollment by Race/Ethnicity

Category	Full-time	% of		% of		% of
		Total	Part-time	Total	Total	
White	237	38%	379	14%	616	18%
Black	57	9%	59	2%	116	3%
Hispanic	72	12%	114	4%	186	5%
Asian	9	1%	14	1%	23	1%
American Ind.	1	0%	6	0%	7	0%
Hawaiian/Other PI	0	0%	4	0%	4	0%
Nonresident	12	2%	27	1%	39	1%
2 or More Races	10	2%	6	0%	16	0%
Race Unknown	<u>221</u>	<u>36%</u>	<u>2,158</u>	<u>78%</u>	<u>2,379</u>	<u>70%</u>
Total	619	100%	2,767	100%	3,386	100%

Source: IPEDS 2022 Fall Enrollment Report. Includes non-matriculated and high school students

Comment: Because the fall enrollment report includes unidentified non-matriculated students, WCCC is displaying the enrollment data for on-campus students is shown in the next several charts.

3.a.1. On-Campus Enrollment by Race/Ethnicity Fall 2022



Source: WCCC Research Office Student Bio Report.

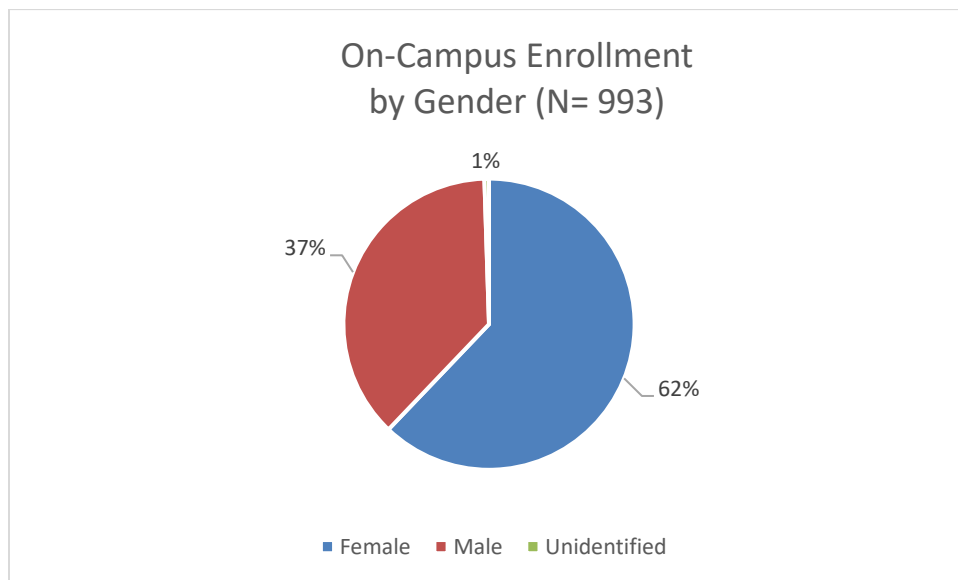
Warren County Community College 2023 Institutional Profile

3. b. Enrollment By Sex Fall 2022:

Full-time					Part-time					Total				
Male	Pct	Female	Pct	Total	Male	Pct	Female	Pct	Total	Male	Pct	Female	Pct	Total
257	41.5%	362	58.5%	619	1,231	44.5%	1,536	55.5%	2,767	1,488	43.9%	1,898	56.1%	3,386

Source: SURE Fall Enrollment Report

3.b.1. On-Campus Enrollment by Sex-Fall 2022:



Source: WCCC Research Office Student Bio Report

Warren County Community College 2023 Institutional Profile

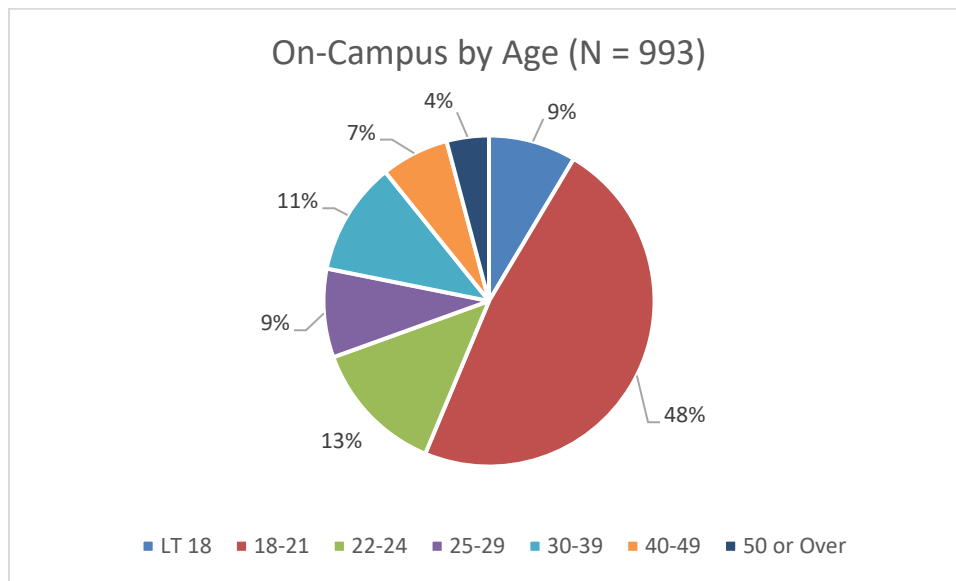
3.c. Enrollment by Age-Fall 2022

		<u>LT 18</u>	<u>18-19</u>	<u>20-21</u>	<u>22-24</u>	<u>25-29</u>	<u>30-34</u>	<u>35-39</u>	<u>40-49</u>	<u>50-64</u>	<u>65+</u>	<u>Unknown</u>	<u>Total</u>
Full-time	Num	181	238	99	40	20	15	7	11	4	1	3	619
	Pct	29.2%	38.5%	16.0%	6.5%	3.2%	2.4%	1.1%	1.8%	0.7%	0.2%	0.5%	100.0%
Part-time	Num	2,006	289	110	102	71	41	45	60	30	8	5	2,767
	Pct	72.5%	10.4%	4.0%	3.7%	2.6%	1.5%	1.6%	2.2%	1.1%	0.3%	0.2%	100.0%
Total	Num	2,187	527	209	142	91	56	52	71	34	9	8	3,386
	Pct	64.6%	15.6%	6.2%	4.2%	2.7%	1.7%	1.5%	2.1%	1.0%	0.3%	0.2%	100.0%

Source: IPEDS Fall Enrollment Report

Comment: Because high school Dual Enrollment numbers skew the age profile, we are displaying the on-campus only students in 3.c.1 . 67% of the on-campus students are 24 years or younger.

3.c.1. On Campus Enrollment By Age -Fall 2022



Source: WCCC Research Office Student Bio Report

Warren County Community College 2023 Institutional Profile

4. Financial Aid from Federal, State & Institutionally-Funded Programs

Financial Aid from Federal, State & Institution-Funded Programs, AY 2021-2022			
	Recipients	Dollars(\$)	\$/Recipient
<u>FEDERAL PROGRAMS</u>			
Pell Grants	382	1,215,000	\$3,181
College Work Study	5	10,000	\$2,000
Perkins Loans	0	0	\$0
SEOG	96	50,000	\$521
PLUS Loans	0	0	\$0
Stafford Loans - Subsidized*	9	25,000	\$2,778
Stafford Loans - Unsubsidized*	15	46,000	\$3,067
SMART & ACG or other	0	0	\$0
<i>CARES ACT- HEERF Student Aid</i>	513	1,231,000	\$2,400
<u>STATE PROGRAMS</u>			
Tuition Aid Grants (TAG)	158	228,000	\$1,443
Educational Opportunity Fund	45	39,000	\$867
<i>Other State Programs (OSRP, NJ-GIVS, WTC, etc.)</i>	0	0	\$0
Distinguished Scholars	0	0	0
Urban Scholars	0	0	0
NJSTARS	20	81,000	\$3,522
CCOG	82	159,000	\$1,963
NJCLASS	1	6,000	\$6,000
<u>INSTITUTIONAL PROGRAMS</u>			
Grants & Scholarships	0	\$0	\$0
Institutional Loans	0	\$0	\$0

Source: NJIPEDS Form #41 Student Financial Aid Report

Warren County Community College 2023 Institutional Profile

5. Percentage of Fall First Time 2022 Students who are New Jersey Residents:

Fall 2022 First-time Undergraduate Enrollment By State Residence			
State Residents	Non-State Residents	Total	% State Residents
237	3	240	98.8%

Note: Residence unknown included with New Jersey Residents.

Source: IPEDS Fall Enrollment Survey, Part C

Warren County Community College 2023 Institutional Profile

D. Student Outcomes

1. Graduation Rates:

a. *Four, Five, and Six-year Graduation Rate by Race/Ethnicity: Not applicable.*

b. *Two-year Graduation Rate:*

	Number	Percent
Fall 2019 Cohort	175	19.4%
Graduated within 2 Years	34	

c. *Three-year Graduation & Transfer Rate by Race/Ethnicity*

3 Year Cohort	In 2019 Cohort	Graduated	Transfers
American Indian	1	0 0.0%	0 0.0%
Asian	1	0 0.0%	1 100.0%
Black	18	5 27.8%	3 16.7%
Hispanic	37	11 29.7%	4 10.8%
U.S. Nonresident	2	1 50.0%	0 0.0%
Race Unknown	1	0 0.0%	0 0.0%
2 or More Races	5	2 40.0%	2 40.0%
White	110	35 31.8%	14 12.7%
Total	175	54 30.9%	24 13.7%

Source: IPEDS Graduation Rate Survey

Comment: WCCC did not have any students in this cohort who were Pacific Islander in the first-time full-time cohort.

Warren County Community College 2023 Institutional Profile

2. Third-Semester Retention Rates of First-Time Undergraduates. Fall 2021 to Fall 2022:

Fall 2021 First-Time Undergraduates	Full-Time		Retention Rate	Fall 2021 First-Time Undergraduates	Part-Time		Retention Rate
	Retained in Fall 2022				Retained in Fall 2022		
141	90	63.8%		87	44	50.6%	

Source: IPEDS Fall Enrollment Survey, Part E

3. Dual Enrollment Statistics for the Fall 2021 Entering Class:

Students in Fall 2021 New to WCCC Cohort with WCCC Dual Credits	New Students	Transfer Students
First Time at WCCC	242	85
Previously Enrolled in Dual Classes	130	15
Percent of Cohort	54%	18%
Average Dual Credits Earned	10.1	9.6

Source: WCCC Research Office from the 2023 VFA Report

Warren County Community College 2023 Institutional Profile

E. Faculty Characteristics

1. Full Time Faculty by Race/Ethnicity, Sex, and Tenure Status (Fall 2022):

	Asian		Black		Hispanic		White		Total	
	Male	Fem.	Male	Fem.	Male	Fem.	Male	Fem.	Male	Fem.
Tenured										
Professors	0	0	0	0	0	0	3	4	3	4
Assoc. professors	0	0	0	1	0	1	1	3	1	5
Assist. professors	0	0	0	0	0	0	0	1	0	1
Other	0	0	0	0	0	0	0	0	0	0
Total	0	0	0	1	0	1	4	8	4	10
Not Tenured										
Professors	0	0	0	0	0	0	0	0	0	0
Assoc. professors	0	0	0	0	0	0	0	0	0	0
Assist. professors	0	0	0	0	0	0	0	0	0	0
Other	0	0	0	0	0	0	0	0	0	0
Total	0	0	0	0	0	0	0	0	0	0
W/O faculty status										0
Total	1	0	0	0	0	0	3	5	4	5
Grand Total										
Total	1	0	0	1	0	1	7	13	8	15

Comment: WCCC does not have any faculty that classify themselves as: American Indian, Pacific Islander, Alien, 2 or more races or Unknown. For clarity of display, we are not reporting categories where we have no incumbents.

Warren County Community College 2023 Institutional Profile

2. Percentage of Course Sections Taught by Full Time Faculty Fall 2022*

Total Number of Course Sections	Taught by Full-time Faculty*		Taught by Part-time Faculty		12 Month Admin.*	
	Number	Percent	Number	Percent	Number	Percent
147	82	31.3%	46	55.8%	19	12.9

*Faculty includes only 10-month faculty. Teaching administrators are shown under 12 month administrators along with senior staff.

Source: WCCC Research Office (excludes Nursing, Medical Assisting and Independent Studies)

3. Ratio of Full Time to Part Time Faculty Fall 2022 (headcount):

Table II.E.3: Ratio of Full- to Part-time Faculty, Fall 2022					
<u>Full-time Faculty</u>		<u>Part-time Faculty*</u>		<u>Total</u>	
<u>Num</u>	<u>Pct</u>	<u>Num</u>	<u>Pct</u>	<u>Num</u>	<u>Pct</u>
23	37.1%	39	62.9%	62	100.0%

Source: IPEDS Human Resources Survey. In this survey faculty includes full-time teaching administrators per Federal categories.

*Note: Adjunct number includes 10 clinical adjunct faculty who teach at clinical sites

Warren County Community College 2023 Institutional Profile

F. Characteristics of the Board of Trustees

1. Warren County Community College Board of Trustees by Race/Ethnicity & Sex:

	White	Black	Hispanic	Asian	American Indian	Alien	Unknown	Total
Male	3	0	0	0	0	0	0	3
Female	7	1	0	0	0	0	0	8
Total	10	1	0	0	0	0	0	11

2. Trustees' Titles and Affiliations:

Name	Title	Company/Organization Affiliation
Yvonne Reitemeyer, Chair	Financial Planner	Frailey Insurance
Nancy Brown, Vice Chair	Business	Retired
Betti Singh, Secretary	Social Services Admin.	Retired
Maria Maier, Treasurer	Business Owner	Land of Make Believe
Frank Gilly, M.D.	Family Practitioner, Geriatrician	Retired
Elizabeth Gittins	Researcher	Colgate-Palmolive
Hon. Garabed Haytaian	Speaker NJ State Assembly	Retired
Marybeth Maciag	Nurse Practitioner	Planned Parenthood
Peter Schmidt	Educator	Retired
Dr. Rosalie Lamonte Ex-officio	Executive County Superintendent	Warren County
Ms. Dina Shenouda*	Alumni/Student	Alumni Trustee

*Ms. Shenouda was elected to serve a one-year term beginning September 2022.

3. Webpage with Information on the Board of Trustees:

<http://www.warren.edu/board-of-trustees/>

Warren County Community College 2023 Institutional Profile

G. Profile of the Institution

1. Active Degree and Certificate Programs Offered:

Associate of Arts (A.A.)	Associate of Science (A.S.)
Business Administration* Communications Computer and Information Sciences* Elementary and Secondary Education English Fine Arts History Liberal Arts/Pre-Professional Pre-Law Social Sciences	Addictions Counseling Biology Business Administration Chemistry (General Science) Computer Information Sciences Criminal Justice Environmental Studies (Biology) General Science Graphic Design Nurse Education Occupation Therapy Assistant** Psychosocial Rehabilitation**
AFA	
Creative Writing*	
AAS	Certificate Programs
Business Mgmt.-Accounting Mgmt. Business Management Computer Information Services Medical Assisting Physical Therapy Asst (Union CC)** Small Business Management Technical Studies Unmanned Aerial Systems (Drones)	Addictions Counseling Business Management Communications Computer Information Systems Criminal Justice-Corrections Criminal Justice-Law Enforcement Drone Pilot Drone Repair and Maintenance Small Business Management

*Not accepting new students.

**Joint programs with other institutions.

Warren County Community College 2023 Institutional Profile

H. Major Research and Public Service Activities

WCCC's mission does not include research activities, however, the College does engage in a number of public service initiatives. Its employees serve on a number of non-profit organizations and WCCC has strong partnerships with a number of regional non-profit agencies. Our Division of Continuing Education also undertakes customized training to work with local businesses.

In August 2022, WCCC was awarded \$750,000 in federal appropriation funds for Precision Agriculture.

I. Major Capital Projects Underway in FY 2023

The College completed the renovation of approximately 6,600 GSF in its Phillipsburg Education Center with Securing our Children's Bond Funds for Drone/Robotics labs. This renovation includes the following labs: Flight Simulator, GIS, Photogrammetry, Maritime, Underground Vehicle, Assembly/Maintenance, Soldering and a Podcast room. The facility was opened to students on September 7, 2022.

J. Other Information

WCCC continues to expand its technical offerings to students through its UAS program and its emerging AI/Robotics options. The College has received national recognition in that area and has partnered on a number of initiatives with Embry-Riddle Aeronautical University. The College has expanded its training to local law enforcement, educators and other professionals seeking to incorporate drone technology into the local businesses. In spring 2023, WCCC also hosted the FAA's "Droning On" Conference on both its Washington and Phillipsburg sites.