

Warren County Community College



September 10, 2018

New Jersey Commission on Higher Education

20 W. State St.

Trenton, NJ 08608-1206

We are pleased to present the Warren County Community College 2018 Institutional Profile Report, which should serve as a showcase of the work put forth by our faculty, staff and administration throughout the last year. This document is designed to provide the state with descriptive data and information about our college.

We are hopeful that this report will be useful to students, parents, community college personnel, policymakers and the general public.

I would like to thank the staff of Warren County Community College for their work in updating our Institutional Profile for 2018.

Sincerely,



Dr. William J. Austin

President

Table of Contents

A. Accreditation Status	4
<i>institutional accreditation</i>	4
<i>professional accreditation</i>	4
B. Number of Students Served	5
<i>undergraduates by attendance status</i>	5
<i>number of non-credit students served</i>	5
<i>unduplicated number of students for entire academic year</i>	6
C. Characteristics of Undergraduate Students	6
<i>enrollment in remediation courses by subject area</i>	6
<i>enrollment by race/ethnicity</i>	7
<i>enrollment by sex and age</i>	8
<i>financial aid from federal, state, and institutionally-funded programs</i>	9
<i>percentage of students who are New Jersey residents</i>	10
D. Student Outcomes	10
<i>graduation rates</i>	10
<i>third-semester retention rates</i>	11
E. Faculty Characteristics	11
<i>full time faculty by race/ethnicity, sex, and tenure status</i>	12
<i>percentage of course sections taught by full time faculty</i>	13
<i>ratio of full time to part time faculty</i>	13
F. Characteristics of the Board of Trustees	14
<i>Board of Trustees by race/ethnicity and sex</i>	14
<i>trustees' titles and affiliations</i>	14
<i>webpage with information on the Board of Trustees</i>	14
G. Profile of the Institution	15
<i>degree and certificate programs offered</i>	15
<i>Other information</i>	16
H. Major Research and Public Service Activities	17
I. Major Capital Projects Underway in FY 2018	17

A. Accreditation Status

1. Institutional Accreditations

Warren County Community College is accredited by the Middle States Commission on Higher Education, 3624 Market Street, Philadelphia, PA 19104, 267-284-5000. Founded in 1981, the College was awarded its original accreditation from the Commission in 1992 and was most recently Middle States Commission Reaffirmed its accreditation in June, 2018.

2. Professional Accreditations

WCCC holds the following program-specific professional accreditations:

- Accreditation Commission for Education in Nursing, Inc. (ACEN)
- Commission on Accreditation of Allied Health Programs (CAAHEP)
- National Automotive Technicians Education Foundation (NATEF)

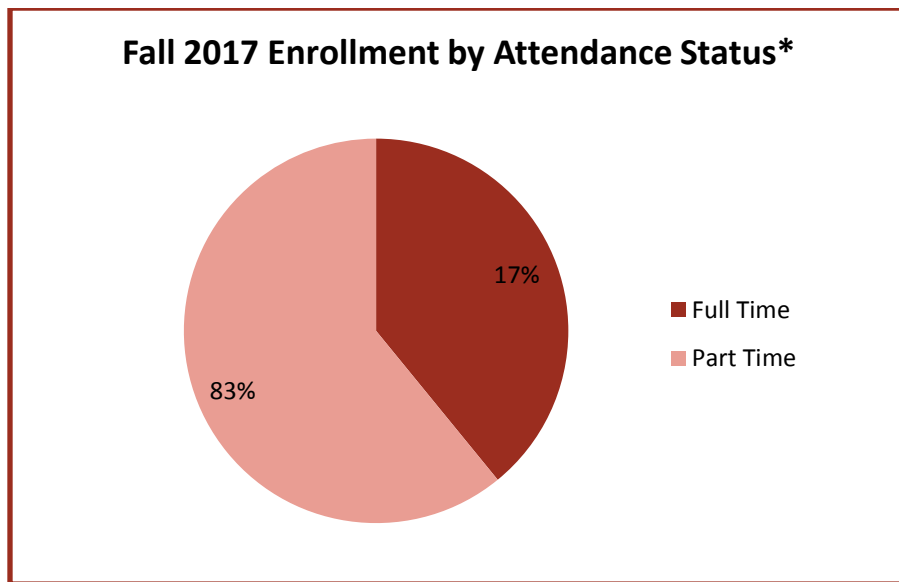
B. Number of Students Served

1. Number of Undergraduates by Attendance Status, Fall 2017*:

Full Time		Part Time		Total
N	%	N	%	
572	17.1	2776	82.9	3348*

*Includes dual enrollment

WCCC Department of Institutional Research, 2017



2. Number of Graduates by Attendance Status:

Not Applicable

3. Number of Non-Credit Students Served:

	Total Number of Registrants ¹	Unduplicated Headcount	Total Clock Hours (1 Clock Hr = 60 Mins)	Total FTEs ²
Open Enrollment	2,050	1,395	64,895	144
Customized Training	324	-	2,794	6

Source: SURE Non-Credit Open Enrollment File; NJ IPEDS Form #31: Customized Training 2017

¹Includes all registrations in any course that started on July 1, 2016 through June 30, 2017.

²FTEs were calculated by converting clock hours to credit hours (dividing by 15), then converting credit hours to FTEs (dividing by 30).

4. Unduplicated Number of Students for FY2017

	Headcount Enrollment	Credit Hours	FTEs ¹
Undergraduates	3540	37,171	1,269

Source: IPEDS 12 Month Enrollment Survey, 2017

¹FY2017 Audit- FTEs are calculated by dividing credit hours by 30.

C. Characteristics of Undergraduate Students

1. **Mean Math, Reading and Writing SAT Scores:** Not applicable.

2. **Enrollment in Remediation Courses by Subject Area:**

Total Fall 2017 Undergraduate Enrollment	Students Enrolled in One or More Remedial Courses	% of Total Enrollment
1222*	30	2.5%

*Does not include dual enrollment.

Source: WCCC Department of Institutional Research, 2018 (Enrollment Report, Fall 2017)

Total Fall 2017 FT, FT Students	FT, FTs Enrolled in One or More Remedial Courses	% of Total FT, FT Students
213	10	4.7%

Source: WCCC Department of Institutional Research, 2018

Remedial Course Subject Area	Number* of FT,FTs Enrolled in Fall 2017 (n=213)	% of FT,FTs Enrolled in Fall '17
Computation	0	0.0%
Algebra	5	2.4%
Reading	3	1.4%
Writing	2	0.9%
English	0	0.0%

Source: SURE Fall Enrollment File 2017

*Duplicated head count. Students are/could be enrolled in both English and Math Remediation.

WCCC Department of Institutional Research, 2018

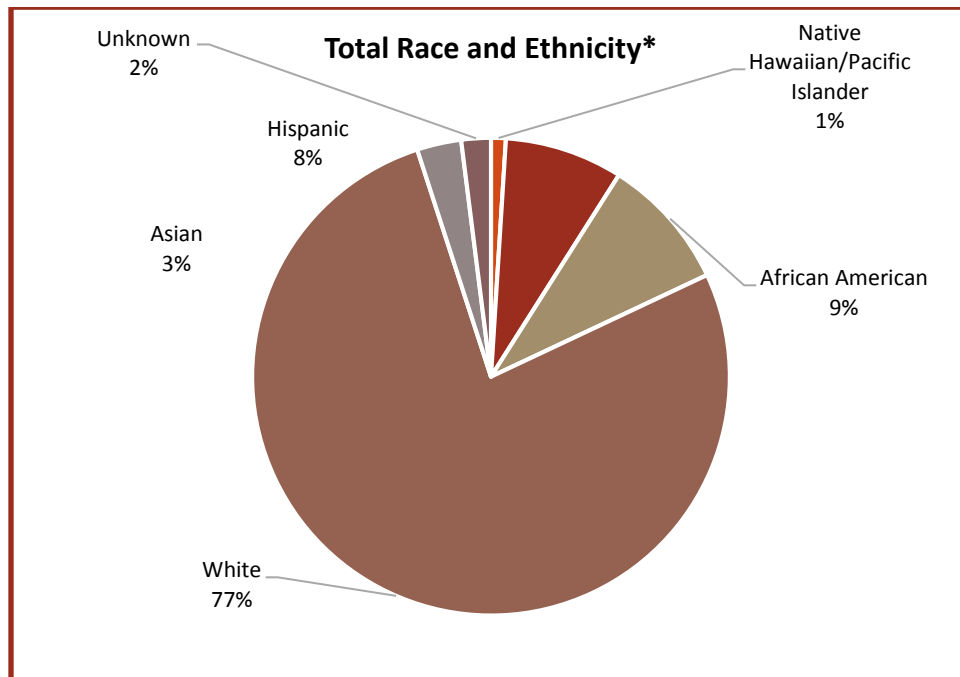
3. Enrollment by Race/Ethnicity, Sex, and Age, Fall 2017*:

a. Enrollment by Race/Ethnicity:

Warren																
Table II.C.3.a:																
Undergraduate Enrollment by Race/Ethnicity, Fall 2017																
	<u>White</u>		<u>Black</u>		<u>Hispanic</u>		<u>Asian*</u>		<u>American Ind.</u>		<u>Alien</u>		<u>Race Unknown*</u>		<u>Total</u>	
	<u>Num</u>	<u>Pct</u>	<u>Num</u>	<u>Pct</u>	<u>Num</u>	<u>Pct</u>	<u>Num</u>	<u>Pct</u>	<u>Num</u>	<u>Pct</u>	<u>Num</u>	<u>Pct</u>	<u>Num</u>	<u>Pct</u>	<u>Num</u>	<u>Pct</u>
Full-time	401	70.1%	33	5.8%	80	14%	18	3.1%	3	0.5%	0	0%	37	6.5%	572	100%
Part-time	1088	39.2%	91	3.3%	182	6.6%	53	1.9%	3	0.1%	0	0%	1359	49%	2776	100%
Total	1489	44.5%	124	3.7%	262	7.8%	71	2.1%	6	0.2%	0	0%	1396	41.7	3348	100%

*Includes dual enrollment. -

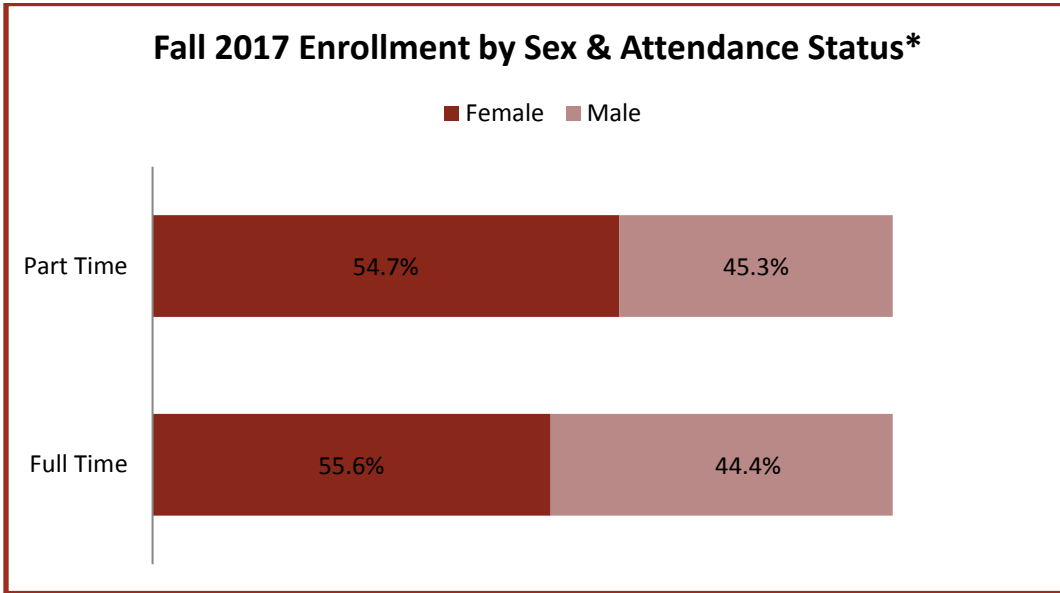
WCCC Department of Institutional Research, 2018



*Does not include dual enrolled students

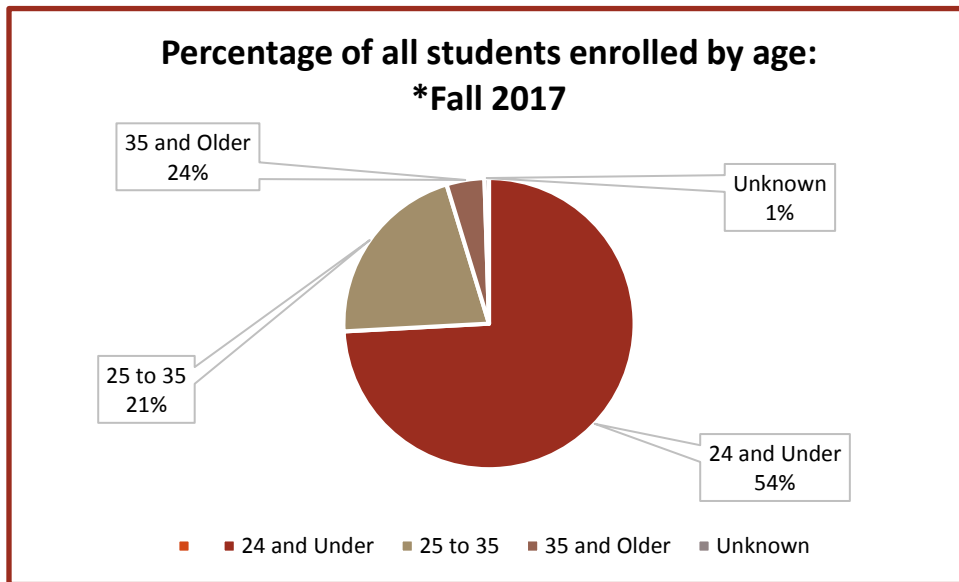
Source: WCCC Department of Institutional Research, 2017

b. Enrollment by Sex:



*Does not include dual enrolled students.
Source: WCCC Department of Institutional Research, 2018

c. Enrollment by Age:



*Does not include dual enrolled students.
Source: WCCC Office of Institutional Research, 2018

4. Financial Aid from Federal, State & Institutionally-Funded Programs, AY 2016-2017:

<u>FEDERAL PROGRAMS</u>	Recipients	Dollars (\$)	Dollars (\$)/ Recipient
Pell Grants	493	\$1,517,000	\$3,077
College Work Study	17	\$39,000	\$2,294
Perkins Loans	0	0	-
SEOG	46	\$34,000	\$739
PLUS Loans	0	0	-
Stafford Loans (Subsidized)	108	\$259,000	\$2,398
Stafford Loans (Unsubsidized)	144	\$428,000	\$2972
SMART, ACG, & Other	0	0	-
<u>STATE PROGRAMS</u>			
Tuition Aid Grants (TAG)	151	\$250,000	\$1656
Educational Opportunity Fund (EOF)	38	\$34,000	\$895
Outstanding Scholars (OSRP)	0	0	-
Distinguished Scholars	0	0	-
Urban Scholars	0	0	-
NJ STARS	21	\$72,000	\$3429
NJCLASS Loans	0	0	-
<u>INSTITUTIONAL PROGRAMS</u>			
Grants/Scholarships	27	\$34,000	\$1,259
Loans	0	0	-

Source: NJ IPEDS Form #41 Student Financial Aid Report 2017

5. Percentage of Fall First Time 2017 Students who are New Jersey Residents:

	NJ Residents	Out-of-State Residents	Total	% State Residents
First Time Students	331	6	337	98%

Source: WCCC Department of Institutional Research 2018

D. Student Outcomes

1. Graduation Rates:

a. Four, Five, and Six-year Graduation Rate by Race/Ethnicity:

Not applicable.

b. Two-year Graduation Rate:

	Number	Percent
Fall 2014 Cohort	273	
Graduated within 2 Years	47	17%

Source: Office of Institutional Research 2018

c. Three-year Graduation & Transfer Rate by Race/Ethnicity:

	White		Black		Hispanic		Asian		Alien		Other*		TOTAL	
	N	%	N	%	N	%	N	%	N	%	N	%	N	%
Fall 2014 Cohort	213		22		24		6		0		8		273	
Graduated w/in 3 yrs.	60	28.2	12	54.5	18	75	4	66.7	0	0.0	10	12.5	95	35%
Transfer Out	34	16.0	1	4.5	5	21	0	0	0	0.0	4	50	44	16%

Source: IPEDS 2017 Graduation Rate Survey

* Other includes American Indians, Native Hawaiian & Pacific Islanders, 2 or More Races and Unknown.

Warren County Community College

2018 Institutional Profile

2. Third-Semester Retention Rates of First-Time Undergraduates. Fall 2016 to Fall 2017:

FIRST TIME, FULL TIME STUDENTS, FALL 2016 COHORT		
Cohort	Retained in Fall 2017	Retention Rate
224	156	70%

Source: IPEDS Fall Enrollment Survey, Part E

FIRST TIME, PART TIME STUDENTS, FALL 2016 COHORT		
Cohort	Retained in Fall 2017	Retention Rate
87	55	63%

Source: IPEDS Fall Enrollment Survey, Part E

E. Faculty Characteristics

1. Full Time Faculty by Race/Ethnicity, Sex, and Tenure Status:

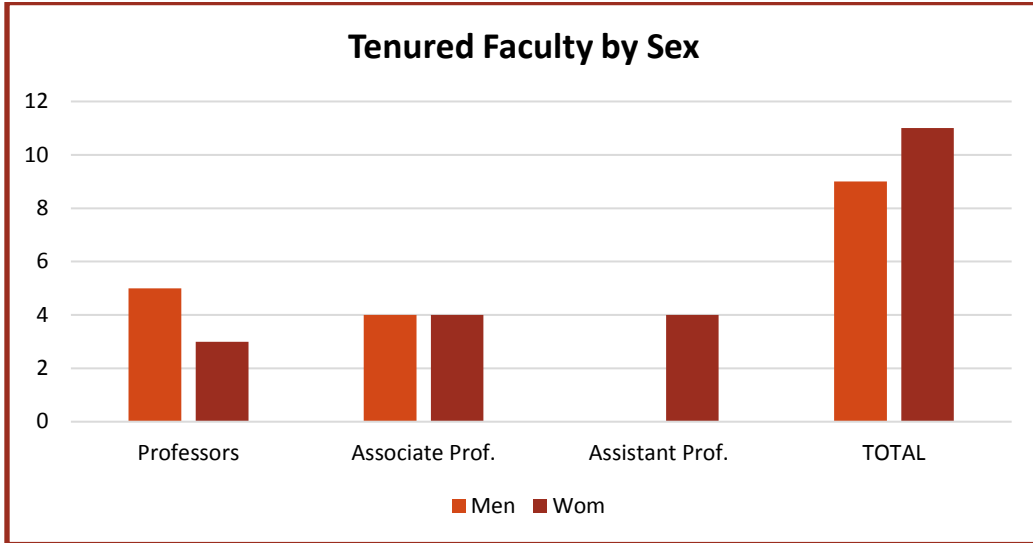
FULL TIME FACULTY, FALL 2017

Warren																	
Table II.E.1:																	
Full-Time Faculty by Race/Ethnicity, Sex, Tenure Status and Academic Rank, Fall 2017																	
	White		Black		Hispanic		Asian*		American Ind.		Alien		Race Unknown*		Total		
	Men	Wom	Men	Wom	Men	Wom	Men	Wom	Men	Wom	Men	Wom	Men	Wom	Men	Wom	
Tenured																	
Professors	5	4	0	0	0	0	0	0	0	0	0	0	0	0	0	5	4
Associate Prof.	4	2	0	0	0	0	0	0	0	0	0	0	0	0	0	4	2
Assistant Prof.	0	3	0	1	0	1	0	0	0	0	0	0	0	0	0	0	5
All Others	0	0	0	0	0	0	0	0	0	0	0	0	0	0	0	0	0
TOTAL	9	9	0	1	0	1	0	0	0	0	0	0	0	0	0	9	11
Without Tenure																	
Professors	0	0	0	0	0	0	0	0	0	0	0	0	0	0	0	0	0
Associate Prof.	0	0	0	0	0	0	0	0	0	0	0	0	0	0	0	0	0
Assistant Prof.	0	0	0	0	0	0	0	0	0	0	0	0	0	0	0	0	0
All Others	1	5	0	0	0	0	0	0	0	0	0	0	0	0	0	1	5
TOTAL	1	5	0	0	0	0	0	0	0	0	0	0	0	0	0	1	5
Total																	
Professors	5	4	0	0	0	0	0	0	0	0	0	0	0	0	0	5	4
Associate Prof.	4	2	0	0	0	0	0	0	0	0	0	0	0	0	0	4	2
Assistant Prof.	0	3	0	1	0	1	0	0	0	0	0	0	0	0	0	0	5
All Others	1	5	0	0	0	0	0	0	0	0	0	0	0	0	0	1	5
TOTAL	10	14	0	1	0	1	0	0	0	0	0	0	0	0	0	10	16

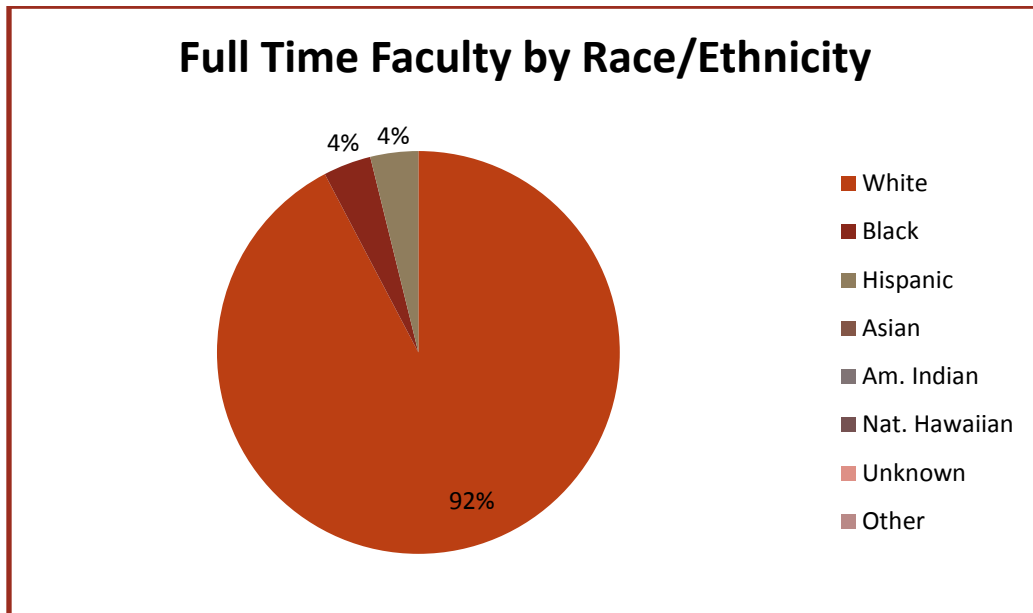
Source: IPEDS Human Resources Survey

Note: 100% of Warren County Community College faculty are tenured

Warren County Community College
2018 Institutional Profile



Source: IPEDS Human Resources Survey 2017



Source: IPEDS Human Resources Survey 2017

2. Percentage of Course Sections Taught by Full Time Faculty¹ Fall 2017

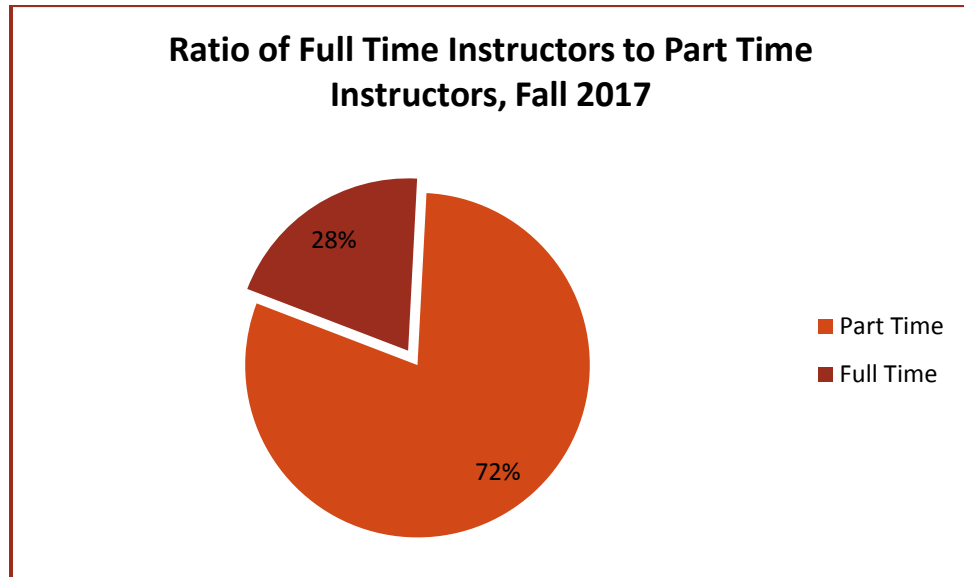
Total Number of Course Sections	Taught By Full Time Faculty		Taught By Part Time Faculty	
	N	%	N	%
235	130	52%	118	48%

¹ Includes Full-Time Administrators

3. Ratio of Full Time to Part Time Faculty Fall 2017:

Full Time Faculty/Lecturers		Part Time Faculty		Total	
N	%	N	%		
26*	28%	68	72%	93	100%

*Tenured faculty plus lecturers



Source: IPEDS Human Resources Survey, Fall 2017

F. Characteristics of the Board of Trustees

1. Warren County Community College Board of Trustees by Race/Ethnicity & Sex:

	White	Black	Hispanic	Asian	American Indian	Alien	Unknown	Total
Male	6	-	-	-	-	-	-	6
Female	4	-	-	-	-	-	-	4
Total	10	0	0	0	0	0	0	10

2. Trustees' Titles and Affiliations:

Name	Title	Company/Organization Affiliation
Mr. Craig Dana, Esq.	Private Attorney/Judge	Retired
Dr. Frank Gilly	Family Practitioner, Geriatrician	Retired
Mr. Garabed Haytaian	Speaker NJ State Assembly	Retired
Mrs. Yvonne Reitemeyer	Financial Planner	Frailey Insurance
Dr. Phil Linfante	Professor	Essex County College
Ms. Nancy Brown	Business	Retired
Ms. Maria Maier	Business Owner	Land of Make Believe
Mr. Peter Schmidt	Retired Educator	Gill St. Bernard School
Mrs. Betti Singh	Retired	Social Services Administrator
Mr. James Crouse*	Centenary University Student	Elected Student Alumni Trustee

*Mr. Crouse was elected in May, 2017 as a non-voting Alumni Trustee and serves a one-year term.
Does not include the President, who serves as an ex-officio non-voting member.

3. Webpage with Information on the Board of Trustees:

<http://www.warren.edu/board-of-trustees/>

G. Profile of the Institution

1. Degree and Certificate Programs Offered:

Associate of Arts (A.A.)	Associate in Applied Science (A.A.S.)
Business Administration Communications Computer and Information Sciences Elementary and Secondary Education English Fine Arts History Liberal Arts Pre-Law Pre-Professional Social Science	Accounting Management Automotive Technology* Business Management Computer Information Services Early Childhood Education* Emergency Services - Fire Services Food and Beverage Management Graphic and Web Design Medical Assisting Small Business Management Technical Studies Web Development* *not currently accepting new students
Associate in Fine Arts (A.F.A.)	
Creative Writing	
Associate in Science (A.S.)	
Biology Criminal Justice Environmental Studies Occupational Therapy General Science	Chemistry Nursing Psychosocial Rehabilitation and Treatment

Certificate Programs

Business Management

Communications

Computer Information Systems

Criminal Justice – Corrections

Criminal Justice –Law Enforcement

Early Childhood Education*

Graphic and Web Design

Security and Loss Prevention

Small Business Management

Webmaster

Other Information:

During 2017-18, Warren County Community College broke ground on its Building Annex on the main campus, which will include a large lecture hall and a new student learning-lab. The project is anticipated to be completed in November 2018.

WCCC also completed renovations of its Phillipsburg Education Center to accommodate the Warren County One-Stop Human Services offices. This truly makes the Phillipsburg site a “One-Stop” location, as this facility also provides the majority of the job-training programs available to Warren County residents.

In late June 2018, Warren County Community College was reaccredited by the Middle States Commission on Higher Education (MSCHE). This is the first time in the College’s history that it did not receive any recommendations or follow-up requirements in its team visit report.

2017-18 also was a year of accomplishment for Warren County Community College. After being the first NJ community college to successfully implement major remedial reform along with the restructuring of general education, the college saw a record 43% graduation rate for the 2013 cohort. Part of this can be attributed to WCCC reducing credit requirements to 60 credits for most programs. Continuing success, the fall-to-fall retention rate for the Fall 2016 cohort was 68% (70% for full-time students).

The past year has been a planning year for the College as well. Two programs that will be rolled out in the 2017-18 year will be a UAS (Unmanned Aerial Systems or “drones”) piloting and repair programs and Addiction Studies. At the end of 2017-18, the Board of Trustees approved WCCC to become the first college in the Northeast US to offer Cengage Unlimited for all students beginning in the Spring 2018 semester. This arrangement will permit students to download all electronic study materials for their courses for a one-year period at a flat rate of \$140.

Truly, 2017-18 has been an exciting year for Warren County Community College!

H. Major Research and Public Service Activities

WCCC's mission does not include research activities, however, the College does engage in a number of public service initiatives. Its employees serve on a number of non-profit organizations and WCCC has strong partnerships with a number of regional non-profit agencies. For example, it offers free tenancy to the American Red Cross in its Small Business Incubator.

Its Continuing Education division, in an effort to strengthen economic and workforce development in the Northwest New Jersey region, has expanded its activities. In Fall 2016, WCCC and Sussex County Community College signed a partnership agreement creating Skylands Professional Training that offers residents of both counties with an opportunity to take advantage of myriad choices for certification programs and non-credit courses. This educational agreement/partnership offers customized training to help strengthen workforce education opportunities in the Northwest New Jersey region by providing non-credit courses and certification training for jobs in demand. This program allows the two colleges to share services to create economic opportunities for the region while creating the greatest return on investment for the residents of the two counties.

I. Major Capital Projects Underway in FY 2018

WCCC was awarded \$2 million in GO bonds to construct a new Learning Annex Addition. This will be an approx. 7000 sq. ft. structure connected to the main academic facility. This project is in the now underway. It will include a lecture hall, computer lab and office space. The total project cost is estimated to be \$3.2 million and will be completed in October 2018.

The College also had several renewal and replacement projects underway in FY2018, including a sidewalk replacement project, a boiler project and the renovation of office space in Phillipsburg.