

Warren County Community College



September 15, 2016

New Jersey Commission on Higher Education

20 W. State St.

Trenton, NJ 08608-1206

We are pleased to present the Warren County Community College 2016 Institutional Profile Report, which should serve as a showcase of the work put forth by our faculty, staff and administration throughout the last year. This document is designed to provide the state with descriptive data and information about our college.

We are hopeful that this report will be useful to students, parents, community college personnel, policymakers and the general public.

I would like to thank the staff of Warren County Community College for their work in updating our Institutional Profile for 2016.

Sincerely,



Dr. William J. Austin
President

Table of Contents

A. Accreditation Status	3
<i>institutional accreditation</i>	3
<i>professional accreditation</i>	3
B. Number of Students Served	4
<i>undergraduates by attendance status</i>	4
<i>number of non-credit students served</i>	4
<i>unduplicated number of students for entire academic year</i>	5
C. Characteristics of Undergraduate Students	5
<i>enrollment in remediation courses by subject area</i>	5
<i>enrollment by race/ethnicity</i>	6
<i>enrollment by sex and age</i>	7
<i>financial aid from federal, state, and institutionally-funded programs</i>	9
<i>percentage of students who are New Jersey residents</i>	10
D. Student Outcomes	10
<i>graduation rates</i>	10
<i>third-semester retention rates</i>	11
E. Faculty Characteristics	11
<i>full time faculty by race/ethnicity, sex, and tenure status</i>	12
<i>percentage of course sections taught by full time faculty</i>	13
<i>ratio of full time to part time faculty</i>	13
F. Characteristics of the Board of Trustees	14
<i>Board of Trustees by race/ethnicity and sex</i>	14
<i>trustees' titles and affiliations</i>	14
<i>webpage with information on the Board of Trustees</i>	14
G. Profile of the Institution	15
<i>degree and certificate programs offered</i>	15
H. Major Research and Public Service Activities	17
I. Major Capital Projects Underway in FY 2016	17

A. Accreditation Status

1. Institutional Accreditations

Warren County Community College is accredited by the Middle States Commission on Higher Education, 3624 Market Street, Philadelphia, PA 19104, 267-284-5000. Founded in 1981, the College was awarded its original accreditation from the Commission in 1992 and was most recently re-accredited in 2013.

2. Professional Accreditations

WCCC holds the following program-specific professional accreditations:

- Accreditation Commission for Education in Nursing, Inc. (ACEN)
- Commission on Accreditation of Allied Health Programs (CAAHEP)
- National Automotive Technicians Education Foundation (NATEF)

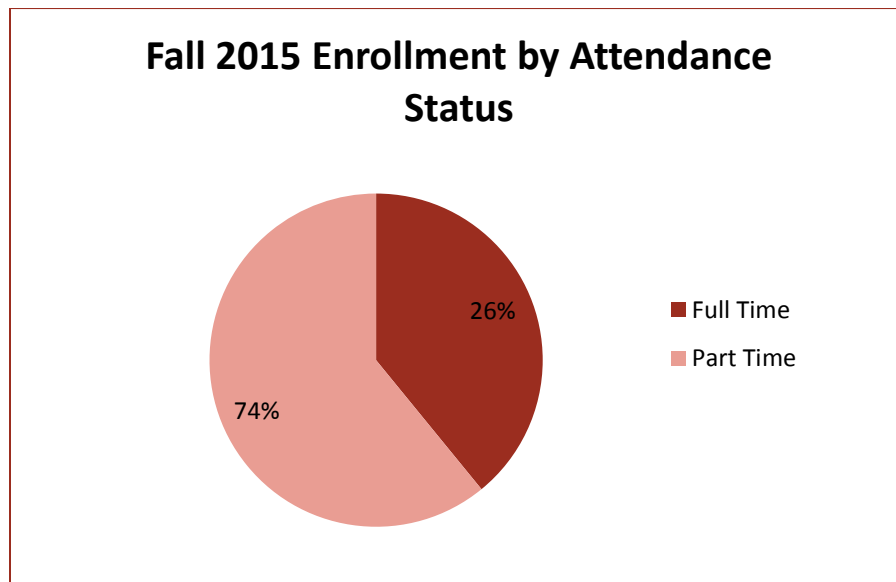
B. Number of Students Served

1. Number of Undergraduates by Attendance Status, Fall 2015:

Full Time		Part Time		Total
N	%	N	%	2822*
741	26	2081	74	

*Includes dual enrollment

WCCC Department of Institutional Research



2. Number of Graduates by Attendance Status:

Not Applicable

3. Number of Non-Credit Students Served:

	Total Number of Registrants ¹	Unduplicated Headcount	Total Clock Hours (1 Clock Hr = 60 Mins)	Total FTEs ²
Open Enrollment	2846	1491	81501	181
Customized Training	31	-	488	1

Source: SURE Non-Credit Open Enrollment File; NJ IPEDS Form #31: Customized Training 2015

¹Includes all registrations in any course that started on July 1, 2014 through June 30, 2015.

²FTEs were calculated by converting clock hours to credit hours (dividing by 15), then converting credit hours to FTEs (dividing by 30).

4. Unduplicated Number of Students for FY2015

	Headcount Enrollment	Credit Hours	FTEs ¹
Undergraduates	3535	40656	1,355

Source: IPEDS 12 Month Enrollment Survey 2015

¹FY2015 Audit- FTEs are calculated by dividing credit hours by 30.

C. Characteristics of Undergraduate Students

1. **Mean Math, Reading and Writing SAT Scores:** Not applicable.

2. **Enrollment in Remediation Courses by Subject Area:**

Total Fall 2015 Undergraduate Enrollment	Students Enrolled in One or More Remedial Courses	% of Total Enrollment
1323*	292	22.1%

*Does not include dual enrollment.

Source: WCCC Department of Institutional Research 2016

Total Fall 2015 FT, FT Students	FT, FTs Enrolled in One or More Remedial Courses	% of Total FT, FT Students
218	102	47%

*Does not include dual enrollment.

Source: WCCC Department of Institutional Research 2016

Remedial Course Subject Area	Number* of FT,FTs Enrolled in Fall '15 (n=224)	% of FT,FTs Enrolled in Fall '15
Computation	40	18%
Algebra	46	21%
Reading	47	22%
Writing	8	4%
English	0	0%

Source: SURE Fall Enrollment File 2015

*Duplicated head count. Students are/could be enrolled in both English and Math Remediation.
WCCC Department of Institutional Research 2016

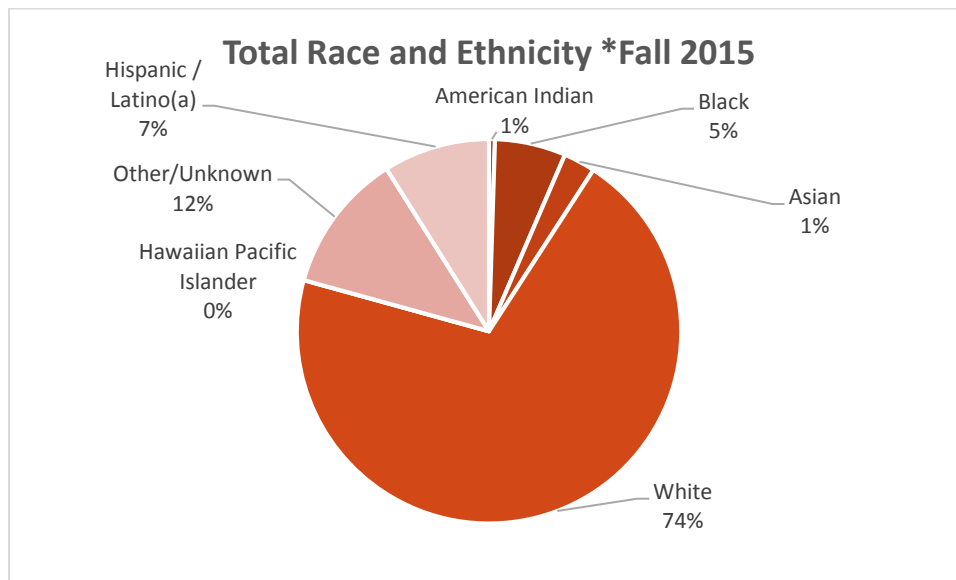
3. Enrollment by Race/Ethnicity, Sex, and Age, Fall 2015*:

a. Enrollment by Race/Ethnicity:

	White		Black		Hispanic/Latino		Asian		American Indian /Alaskan		Alien		Other / Unknown*		Total
	N	%	N	%	N	%	N	%	N	%	N	%	N	%	
Full Time	470	73%	29	4%	53	8%	6	1%	2	1%	0	0%	86	13%	646
Part Time	510	74%	31	5%	42	6%	12	2%	4	1%	0	0%	78	12%	677
Total	980	74%	60	5%	95	7%	18	1%	6	1%	0	0%	164	12%	1323

*Does not include dual enrollment.

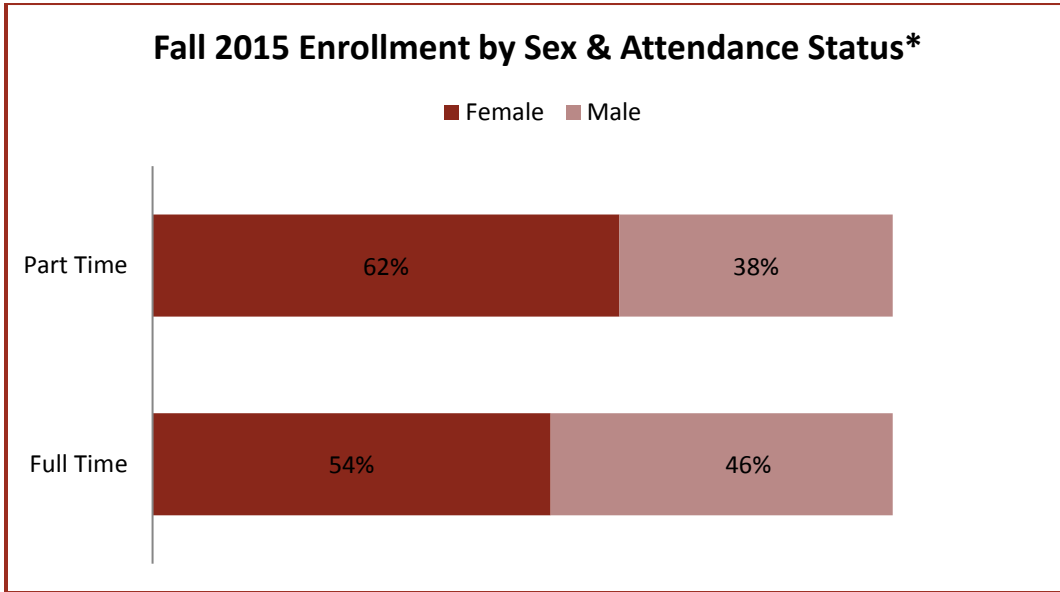
WCCC Department of Institutional Research 2016



*Does not include dual enrolled students.

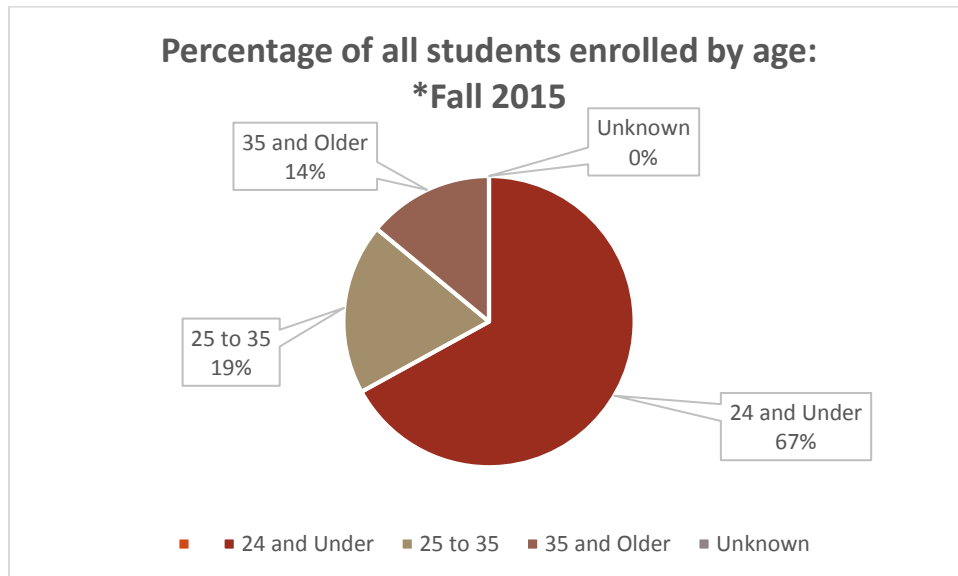
Source: WCCC Department of Institutional Research 2016

b. Enrollment by Sex:



*Does not include dual enrolled students.
Source: WCCC Department of Institutional Research 2016

c. Enrollment by Age:



*Does not include dual enrolled students.
Source: WCCC Office of Institutional Research, 2015

4. Financial Aid from Federal, State & Institutionally-Funded Programs, AY 2014-2015:

<u>FEDERAL PROGRAMS</u>	Recipients	Dollars (\$)	Dollars (\$)/ Recipient
Pell Grants	652	2,074,000	3180.98
College Work Study	24	42,000	1,750.00
Perkins Loans	0	0	-
SEOG	229	82,000	358.08
PLUS Loans	0	0	-
Stafford Loans (Subsidized)	116	437,000	3767.24
Stafford Loans (Unsubsidized)	119	619,000	5201.68
SMART, ACG, & Other	0	0	-
<u>STATE PROGRAMS</u>			
Tuition Aid Grants (TAG)	235	359,000	1527.66
Educational Opportunity Fund (EOF)	48	36,000	750.00
Outstanding Scholars (OSRP)	0	0	-
Distinguished Scholars	0	0	-
Urban Scholars	0	0	-
NJ STARS	16	39,000	2437.50
NJCLASS Loans	0	0	-
<u>INSTITUTIONAL PROGRAMS</u>			
Grants/Scholarships	20	28,000	1400.00
Loans	0	0	-

Source: NJ IPEDS Form #41 Student Financial Aid Report 2015

5. Percentage of Fall First Time 2015 Students who are New Jersey Residents:

	NJ Residents	Out-of-State Residents	Total	% State Residents
FT, FT Students	295	4	299	99%

Source: WCCC Department of Institutional Research 2015

D. Student Outcomes

1. Graduation Rates:

a. Four, Five, and Six-year Graduation Rate by Race/Ethnicity:
Not applicable.

b. Two-year Graduation Rate:

	Number	Percent
Fall 2011 Cohort	315	
Graduated within 2 Years	57	18%

Source: IPEDS 2015 Graduation Rate Survey

c. Three-year Graduation & Transfer Rate by Race/Ethnicity:

	White		Black		Hispanic		Asian		Alien		Other*		TOTAL	
	N	%	N	%	N	%	N	%	N	%	N	%	N	%
Fall 2012 Cohort	252		22		18		7		3		13		315	
Graduated w/in 3 yrs.	52	21	7	32	6	33	5	71	0	0.0	2	15	72	23%
Transfer Out	81	32	10	46	3	17	1	14	0	0.0	3	23	98	31%

Source: IPEDS 2015 Graduation Rate Survey

* Other includes American Indians, Native Hawaiian & Pacific Islanders, 2 or More Races and Unknown.

2. Third-Semester Retention Rates of First-Time Undergraduates. Fall 2014 to Fall 2015:

FIRST TIME, FULL TIME STUDENTS, FALL 2014		
Cohort	Retained in Fall 2015	Retention Rate
273	165	60%

Source: IPEDS Fall Enrollment Survey, Part E

FIRST TIME, PART TIME STUDENTS, FALL 2014		
Cohort	Retained in Fall 2015	Retention Rate
131	59	45%

Source: IPEDS Fall Enrollment Survey, Part E

E. Faculty Characteristics

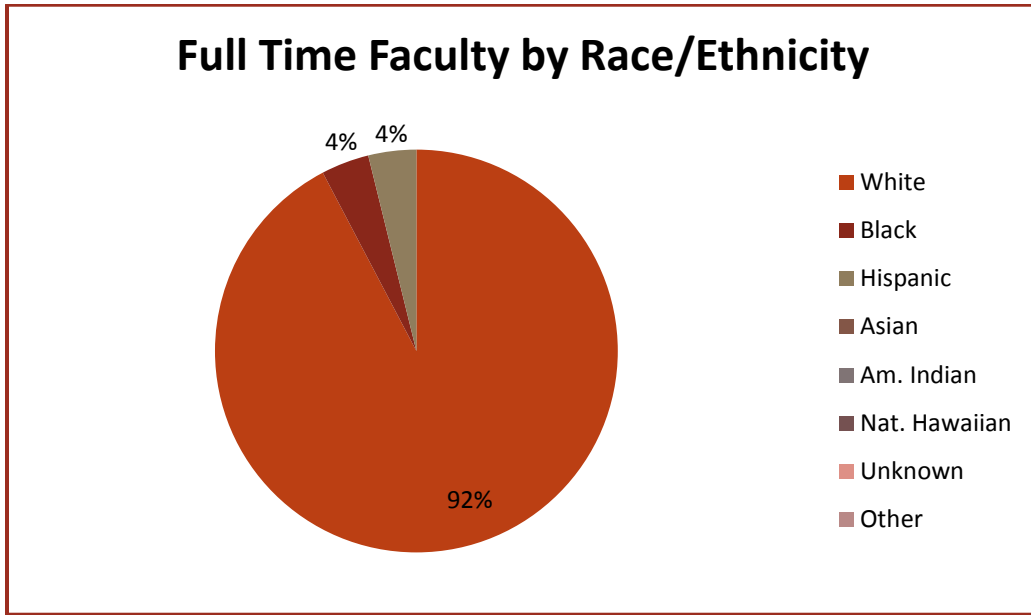
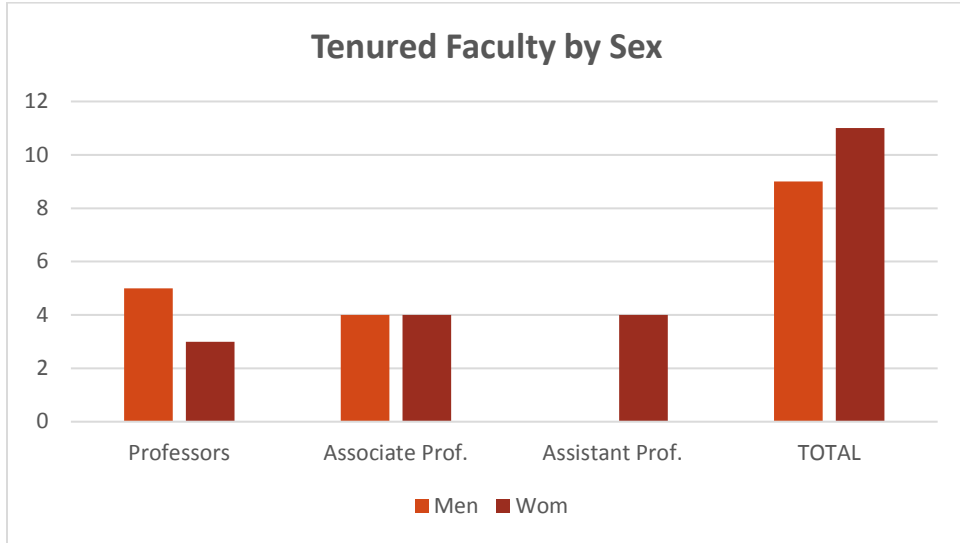
1. Full Time Faculty by Race/Ethnicity, Sex, and Tenure Status:

FULL TIME FACULTY, FALL 2015

Warren																	
Table II.E.1:																	
Full-Time Faculty by Race/Ethnicity, Sex, Tenure Status and Academic Rank, Fall 2015																	
	White		Black		Hispanic		Asian*		American Ind.		Alien		Race Unknown*		Total		
	Men	Wom	Men	Wom	Men	Wom	Men	Wom	Men	Wom	Men	Wom	Men	Wom	Men	Wom	
Tenured																	
Professors	5	3	0	0	0	0	0	0	0	0	0	0	0	0	0	5	3
Associate Prof.	4	3	0	0	0	0	0	0	0	0	0	0	0	0	0	4	3
Assistant Prof.	0	3	0	1	0	1	0	0	0	0	0	0	0	0	0	0	5
All Others	0	0	0	0	0	0	0	0	0	0	0	0	0	0	0	0	0
TOTAL	9	9	0	1	0	1	0	0	0	0	0	0	0	0	0	9	11
Without Tenure																	
Professors	0	0	0	0	0	0	0	0	0	0	0	0	0	0	0	0	0
Associate Prof.	0	0	0	0	0	0	0	0	0	0	0	0	0	0	0	0	0
Assistant Prof.	0	0	0	0	0	0	0	0	0	0	0	0	0	0	0	0	0
All Others	2	6	0	0	0	0	0	0	0	0	0	0	0	0	0	2	6
TOTAL	2	6	0	0	0	0	0	0	0	0	0	0	0	0	0	2	6
Total																	
Professors	5	3	0	0	0	0	0	0	0	0	0	0	0	0	0	5	3
Associate Prof.	4	3	0	0	0	0	0	0	0	0	0	0	0	0	0	4	3
Assistant Prof.	0	3	0	1	0	1	0	0	0	0	0	0	0	0	0	0	5
All Others	2	6	0	0	0	0	0	0	0	0	0	0	0	0	0	2	6
TOTAL	11	15	0	1	0	1	0	0	0	0	0	0	0	0	0	11	17

Source: IPEDS Human Resources Survey

* Note: Asian includes Pacific Islanders and Unknown includes 2 or More Races.



Source: IPEDS Human Resources Survey

2. Percentage of Course Sections Taught by Full Time Faculty¹ Fall 2015

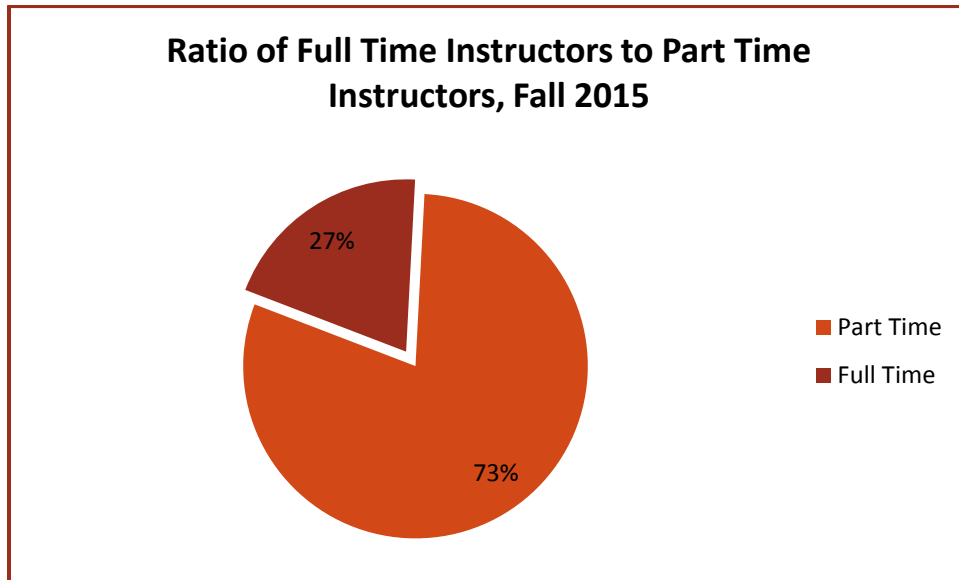
¹ Includes Full-Time Administrators

Total Number of Course Sections	Taught By Full Time Faculty		Taught By Part Time Faculty	
	N	%	N	%
334	196	59%	138	41%

3. Ratio of Full Time to Part Time Faculty Fall 2015:

Full Time Faculty/Lecturers		Part Time Faculty		Total	
N	%	N	%		
28*	27%	76	73%	104	100%

* Number includes 20 tenured faculty/3 tenure track/5 lecturers



Source: Fall 2015 IPEDS Human Resources Survey

F. Characteristics of the Board of Trustees

1. Warren County Community College Board of Trustees by Race/Ethnicity & Sex:

	White	Black	Hispanic	Asian	American Indian	Alien	Unknown	Total
Male	9	-	-	-	-	-	-	9
Female	3	-	-	-	-	-	-	3
Total	12	0	0	0	0	0	0	12

2. Trustees' Titles and Affiliations:

Name	Title	Company/Organization Affiliation
Mr. Craig Dana, Esq.	Private Attorney/Judge	Retired
Mrs. Rita Foti	Educator	Retired
Dr. Frank Gilly	Family Practitioner, Geriatrician	St. Luke's Warren Hospital
Ms. Elizabeth Gittins	Senior Research Scientist	Colgate Palmolive
Mr. Kieran Higgins	Regional Operations Eng. Manager	Amazon
Dr. Phil Linfante	Professor	Essex County College
Mr. Alan Lowcher, Esq.	Private Attorney	Private Practice
Mr. James Mengucci	Director of Facilities	Phillipsburg School District
Mr. Peter Schmidt	Director of Studies	Gill St. Bernard's School
Mrs. Betti Singh	Employment Counselor	Department of Labor
Ms. Gabrielle Breschia*	Student (Alumni Trustee)	Warren County Community College

*Ms. Breschia served the Board through June 30, 2016

3. Webpage with Information on the Board of Trustees:

<http://www.warren.edu/board-of-trustees/>

G. Profile of the Institution

1. Degree and Certificate Programs Offered:

Associate of Arts (A.A.)	Associate in Applied Science (A.A.S.)
Business Administration Communications Computer and Information Science Elementary and Secondary Education English Fine Arts History Liberal Arts Pre-Law Pre-Professional Social Science	Accounting Management Automotive Technology Business Management Computer Information Services Early Childhood Education Emergency Services - Fire Services Food and Beverage Management Graphic and Web Design Medical Assisting Small Business Management Technical Studies Web Development
Associate in Fine Arts (A.F.A)	
Creative Writing	
Associate in Science (A.S.)	
Biology Criminal Justice Environmental Studies Ecotourism General Science	Chemistry Nursing Psychosocial Rehabilitation and Treatment Occupational Therapy

Certificate Programs

Business Management
Communications
Computer Information Services
Criminal Justice – Corrections
Early Childhood Education
Graphic and Web Design
Security and Loss Prevention
Small Business Management
Webmaster

Other Information:

Not only does Warren County Community College continue to garner significant national attention, but this year, the College has also gained statewide prominence. Dr. Will Austin, President of the College, was recognized with a national award, and also received a prominent New Jersey appointment.

Dr. Austin received the AAUA (American Association of University Administrators) McInnis/Ryan Award for his achievement in Mid-Career Higher Education Leadership. Dr. Austin has been the President of WCCC for the past 13 years. Dr. Austin was honored at the 2016 AAUA Leadership Seminar in June in San Antonio, TX at the organization's annual event. The mission of the American Association of University Administrators is to develop and advance superior standards for the profession of higher education administration. Through its policy statements, programs, and services the Association emphasizes the responsibility of administrators, at all levels, to demonstrate moral and ethical leadership in the exercise of all their duties.

Dr. Austin is scheduled to assume the role of the Chair of the New Jersey Council of Community College Presidents, a group that meets regularly to focus on issues and trends facing community colleges in the state. Additionally this past year, he served as chair of the American Association of Community College's President's Academy and its Executive Committee. The Presidents Academy Executive Committee was created by the AACC Board of Directors to advise the AACC President and CEO and AACC Board of Directors on professional development training for CEOs. The Presidents Academy Executive Committee serves in an advisory capacity to the AACC President and CEO in planning the Summer Institute and provides special sessions for CEOs at the AACC Annual Convention and at the Association of Community College Trustees Annual Congress. In the current year, Dr. Austin will serve as Immediate Past Chair of the Presidents'

Academy Executive Committee. Dr. Austin received another national award for his leadership at the 96th AACC Annual Convention during the “Hail & Farewell” luncheon.

Additionally, Dr. Austin was appointed to a three year term as an at-large member of the American Association of Community Colleges Board of Directors. AACC is governed by a 32-member Board of Directors. The Board acts on behalf of the institutional members to create and re-create a vision for AACC and to determine and assure appropriate organizational performance.

Continuing its national role as leaders in the community college movement, the WCCC president and Board will make significant contributions to the Association of Community College Trustees Congress by presenting in four distinct sessions on presidential contracts, board retreats, presidential and board relations, and on WCCC’s unique program that uses literature and great books on campus and embedded in the curriculum to enhance learning and citizenship for both the students and the larger community.

In an effort to strengthen economic and workforce development in the Northwest New Jersey region, WCCC and Sussex County Community College signed a historic partnership agreement creating Skylands Professional Training that offers residents an opportunity to take advantage of myriad choices for certification programs and non-credit courses. This educational agreement/partnership offers customized training to help strengthen workforce education opportunities in the Northwest New Jersey region by providing non-credit courses and certification training for jobs in demand. This program allows the two colleges to share services to create economic opportunities for the region while creating the greatest return on investment for the residents of the two counties.

WCCC is also proud to announce that one of its graduates has achieved a doctorate. What makes this story so special is that Jennifer Harrison graduated from WCCC and then went on to earn her bachelors and masters degrees and then became the first WCCC graduate to become an instructor at WCCC. She is still at WCCC, having just earned her PhD in Social and Community Services.

In the Summer of 2016, WCCC through the New Jersey Council of Community Colleges was awarded a \$20,000 grant from the Prudential Foundation to offer credit classes and textbooks to high school juniors who have economic need and have participated in the institution’s “Dual Enrollment” program. The goal of this grant is to ensure early college success for academically gifted students with economic need.

H. Major Research and Public Service Activities

None

I. Major Capital Projects Underway in FY 2016

None